

UC San Diego

UC San Diego Previously Published Works

Title

Measurement of the average very forward energy as a function of the track multiplicity at central pseudorapidities in proton-proton collisions at $\sqrt{s}=13\text{TeV}$.

Permalink

<https://escholarship.org/uc/item/7b29w86w>

Journal

The European physical journal. C, Particles and fields, 79(11)

ISSN

1434-6044

Authors

Sirunyan, AM
Tumasyan, A
Adam, W
[et al.](#)

Publication Date

2019

DOI

10.1140/epjc/s10052-019-7402-3

Peer reviewed



Measurement of the average very forward energy as a function of the track multiplicity at central pseudorapidities in proton-proton collisions at $\sqrt{s} = 13$ TeV

CMS Collaboration*

CERN, 1211 Geneva 23, Switzerland

Received: 5 August 2019 / Accepted: 17 October 2019 / Published online: 5 November 2019
© CERN for the benefit of the CMS collaboration 2019

Abstract The average total energy as well as its hadronic and electromagnetic components are measured with the CMS detector at pseudorapidities $-6.6 < \eta < -5.2$ in proton-proton collisions at a centre-of-mass energy $\sqrt{s} = 13$ TeV. The results are presented as a function of the charged particle multiplicity in the region $|\eta| < 2$. This measurement is sensitive to correlations induced by the underlying event structure over a very wide pseudorapidity region. The predictions of Monte Carlo event generators commonly used in collider experiments and ultra-high energy cosmic ray physics are compared to the data. All generators considered overestimate the fraction of energy going into hadrons.

1 Introduction

The description of inclusive hadron production in high energy hadron-hadron collisions remains subject to significant theoretical uncertainties. At TeV energies the dominant source of secondary particle production is the fragmentation of quarks and gluons in semihard scattering [1], referred to as minijet production. However, various processes that cannot be directly calculated from first principles in quantum chromodynamics (QCD) also contribute to particle production, i.e. multiparton interactions (MPIs), and fragmentation of the remnants. Together with initial- and final-state radiation these additional particle production mechanisms are typically referred to as the underlying event and are modelled phenomenologically in Monte Carlo (MC) event generators with parameters tuned using data [2–4]. In addition, especially in the forward phase space, diffractive processes play an important role [5]. Furthermore, final-state parton rescattering effects, a possible hydrodynamical phase transition, or other collective phenomena can impact and modify particle production in hadron-hadron collisions at high energies [6].

The energy carried by particles emitted into the very forward region ($-6.6 < \eta < -5.2$) covered by the CASTOR calorimeter [7] of the CMS experiment was shown to be a powerful probe of the activity of the underlying event [8,9]. For the first time measurements presented in this paper correlate the hadronic energy at very forward rapidities to the central region in proton-proton collisions, offering a new approach to the study of hadron production at the CERN LHC. Such measurements over a very large rapidity interval provide additional information on the underlying event compared to those based only on the central region, e.g. Refs. [10,11].

The very forward region covered by the data contains the highest energy densities, $dE/d\eta$ [12,13], so far observed in proton-proton collisions at the LHC. Therefore, the present results can improve event generators used in simulations of extensive air showers induced by cosmic rays at ultra-high energies [14]. Specifically, current air shower simulations are known to significantly underestimate muon production (see Ref. [15] and references therein). The fraction of the energy going into the production of electrons or photons rather than long-lived hadrons has a crucial impact on the muon production rate in extensive air showers, see Ref. [16]. Since CASTOR consists of separate electromagnetic and hadron calorimeters, the data presented here provide new information that may improve understanding of muon production in air showers.

2 Experimental setup and Monte Carlo simulation

The main feature of the CMS apparatus is a superconducting solenoid of 6 m internal diameter that can provide a nominal magnetic field of 3.8 T. Within the solenoid volume in the central region are a silicon pixel and strip tracker, a lead tungstate crystal electromagnetic calorimeter, and a brass and scintillator hadron calorimeter. Muons are measured in gaseous detectors embedded in the steel return yoke. The

* e-mail: cms-publication-committee-chair@cern.ch

central detectors of CMS are complemented by calorimeters in the forward direction, which all rely on the detection of Cherenkov photons produced when charged particles pass through their active quartz components. The “hadron forward” (HF) calorimeters cover the pseudorapidity interval $3.0 < |\eta| < 5.2$ and use quartz fibres embedded in a steel absorber. The CASTOR calorimeter is a sampling calorimeter composed of layers of fused silica quartz plates and tungsten absorbers. It is located on only one side of CMS and covers the region $-6.6 < \eta < -5.2$. CASTOR is segmented into 16 azimuthal towers, each with 14 longitudinal channels. The two front channels have a combined depth of 20 radiation lengths and form the electromagnetic section of each tower. The remaining 12 channels constitute the hadronic section. The full depth of a tower amounts to 10 hadronic interaction lengths. A more detailed description of the CMS detector, together with a definition of the coordinate system used and all relevant kinematic variables, can be found in Ref. [17]. A detailed description of the CASTOR calorimeter is given in Refs. [7, 9, 18]. For triggering purposes, the Beam Pickup Timing for the eXperiment (BPTX) devices were used [19].

The data are compared to a broad range of model predictions covering different parameter tunes as well as entirely different physics approaches. The models considered are PYTHIA 8 [20] (version 8.212) with tune CUETP8M1 [21], and tune 4C [3], combined with the MBR [22] model to describe diffractive processes. The data are also compared to the predictions of EPOS LHC [23] and SIBYLL 2.1 [24]. For these models, a detailed Monte Carlo simulation of the CMS detector response is performed with the GEANT4 [25] toolkit. The simulated events are processed and reconstructed in the same way as the collision data. Furthermore, predictions by QGSJETII.04 [26], SIBYLL 2.3c [27], PYTHIA 8 tune CP5 [28], and HERWIG 7.1 [29, 30] with the default tune for soft interactions [31] are also compared to the data. These simulations are produced only at the generator level. A forward folding method is developed to compare generator-level simulations to the data. This technique can be used to compare any model or theoretical prediction to the data and will be described in detail.

3 Data analysis and systematic uncertainties

This analysis is based on data recorded during the low-luminosity startup operation of the LHC in June 2015, at a proton-proton centre-of-mass energy of 13 TeV. In this period the CMS solenoid was turned off. The data correspond to an integrated luminosity of 0.22 nb^{-1} , with an average proton-proton interaction probability of about 30% per bunch crossing.

The event selection criteria are optimised to select inelastic collision events with minimal bias. The residual contri-

bution of electronic noise and beam background in these events is well below 1%. Events were selected online with an unbiased trigger requiring only the presence of two colliding bunches. The offline event selection requires activity in the HF calorimeters: at least one tower with reconstructed energy larger than 5 GeV in either the positive or negative HF calorimeter. In addition, at least one reconstructed track with $|\eta| < 2$ is required in the CMS pixel detector. A modified tracking algorithm from Ref. [32] is used in the absence of a magnetic field. Information from the pixel detector is used to reconstruct straight tracks. Signals in all three layers of the pixel detector are required to lie within a cone of radius $R = \sqrt{(\Delta\phi)^2 + (\Delta\eta)^2} = 0.02$ (where ϕ is the azimuthal angle in radians) around the reconstructed track. The efficiency to find more than two hits in the pixel detector drops quickly for $|\eta| > 2$; the search for tracks is therefore limited to $|\eta| < 2$. Tracks are retained if they originate from the expected interaction region and are linked to at least one interaction vertex. This pixel track reconstruction has an efficiency of about 76% and a probability of $\approx 5\%$ of spurious tracks for charged particles with a transverse momentum p_T larger than 200 MeV.

To reject events with more than one simultaneous proton-proton interaction (pileup), an additional constraint on the reconstructed interaction vertices is applied. Events with two reconstructed vertices are rejected if the vertices are separated by more than 0.5 cm along the z axis. This minimises the rejection of events with high particle multiplicity, where the reconstruction may create multiple spurious vertices. The probabilities for events to have additional collisions is evaluated in both data and simulation to be 1.5% (visible vertex) and 2.3% (invisible vertex). The correction of these background events is not straightforward, since the correction depends on the track multiplicity in the central region as well as on the model used in simulation. Therefore, the contribution from pileup events to the forward energy is considered part of the systematic uncertainty of the measurement.

The total energy deposited in CASTOR is obtained by summing the energy measured in each calorimeter tower above the noise threshold, which is determined independently for each tower and varies between 2 and 2.5 GeV. On average, 76% of the showers due to single electrons or photons are contained within the electromagnetic section of CASTOR, and single hadrons are 71% contained in the hadronic section. Moreover, for a given particle energy, the energies deposited by hadron-induced showers are smaller than electron-induced showers, which is known as noncompensation. These properties were precisely measured with a test beam and are implemented in the detector simulation. It was previously shown that the energy deposited in the corresponding sections of CASTOR can serve as good estimators for the particle-level energy of electrons/photons and hadrons [9]. The electromagnetic and hadronic energies of a

Table 1 Uncertainties in the average energies measured with the CASTOR calorimeter at the detector level. Ranges indicate the variation as a function of the track multiplicity

Source	Total energy (%)	Electromagnetic energy (%)	Hadronic energy (%)
CASTOR energy scale	17	17	17
CASTOR intercalibration	2–3	– 8	+ 15
HF energy scale	< 0.5	< 0.5	< 0.5
Track reconstruction	1–5	1–5	1–5
Pileup rejection	1–8	1–8	1–10
Statistical uncertainty	0.05–1.6	0.06–1.9	0.06–1.8
Total	18–19	18–20	20–26

given event are defined as the energies deposited in the corresponding detector sections of CASTOR, and the total energy as the sum of both.

The events are classified according to the number of reconstructed charged tracks from the vertex. The average total, electromagnetic, and hadronic energy per event is calculated for each track multiplicity bin. The present data make it possible to study track multiplicities up to 150. The statistical uncertainties of the energy measurement are below 2%, much smaller than the systematic uncertainties. The most important sources of systematic uncertainties are described in the following and are summarised in Table 1:

CASTOR energy scale The energy scale uncertainty of CASTOR is 17% [9]. The energy scale is determined using a calibration procedure based on SPS test-beam data, LHC beam halo muon events, a cross-calibration to the HF calorimeters, and LED test pulses, in combination with a precise detector alignment. The precision is currently limited by systematic effects related to the modelling and understanding of particle shower cascades in the calorimeter ranging from GeV to TeV energies.

CASTOR intercalibration The relative intercalibration is performed using the measured response of each channel to single LHC beam halo muon events, which were recorded with a dedicated trigger during LHC interfill periods. This procedure is limited by the available muon statistics. For a measurement of the total energy, the uncertainty caused by intercalibration is averaged over the whole calorimeter and is 2–3%. For the determination of the electromagnetic and hadronic energy fractions, on the other hand, the effect of relative calibration becomes more significant. Dedicated studies based on full detector simulations of collision events demonstrate that the observed average shape of the longitudinal shower absorption in the calorimeter is consistent with only a slight overestimation of electromagnetic energies, and a corresponding underestimation of hadronic energies. We determine a maximum decrease of the electromagnetic energy by 8% and a corresponding increase of the hadronic energy by 15%, which are included as systematic uncertainties.

Pileup rejection The uncertainty arising from the pileup contribution is estimated by considering alternative vertex multiplicity selections; events with exactly one reconstructed vertex, as well as events with two vertices separated by less than 0.7 cm, are selected. These changes mainly affect the high-multiplicity region and lead to a systematic energy uncertainty of up to 10% for multiplicity > 140. Collisions that do not create visible vertices in the detector introduce an additional uncertainty that is below 0.8%.

HF energy scale The uncertainty in the reconstructed HF energies is 10% [33]. Varying the threshold for the event selection from 5.0 GeV per HF calorimeter tower to 4.5 and 5.5 GeV changes the average energy observed in CASTOR by less than 0.5%.

Tracking The track reconstruction uncertainty has been previously determined from studies comparing data and simulation [32]. The uncertainties in the tracking and vertexing efficiencies affect the number of reconstructed tracks by 1.8 and 2–3%, respectively. These are combined linearly, yielding a 5% systematic uncertainty in the number of reconstructed tracks. The effect in the average energy is below 5%.

Most of the uncertainties described here are uncorrelated and are therefore added in quadrature. Moreover, in the measured ratios between electromagnetic and hadronic energies the absolute energy scale uncertainty cancels, while the intercalibration uncertainty introduces a particular anticorrelated effect since a systematic decrease of the electromagnetic energy causes an increase of the hadronic energy and vice versa.

4 Forward folding of model predictions

The measured track multiplicity is distorted with respect to the true charged particle multiplicity by the effects of acceptance and efficiency of the CMS pixel tracker. Likewise, the energies observed in CASTOR are affected by the energy resolution and the response of the calorimeter. In the present paper, the data are not corrected for these effects, and should

thus be compared to the results of a full Monte Carlo detector simulation to compare with other experimental data and to future model predictions. For this purpose, a “forward folding” approach is used here, in which all known detector effects are applied to a given model prediction or theoretical calculation. The forward folding approach is chosen since it yields better systematic uncertainties compared to an unfolding of these data.

At the generator level, events are selected that match the detector-level event selection. At least one charged particle with $p_T > 200$ MeV is required within $|\eta| < 2$. Furthermore, a fractional momentum loss of the scattered proton of $\xi > 10^{-6}$ is required. To determine ξ all stable ($c\tau > 1$ cm) final-state particles are divided into two systems, X and Y, based on their position with respect to the largest rapidity gap in the event. All particles on the negative side of the largest gap are assigned to system X, while the particles on the positive side are assigned to system Y. Based on this, we determine $\xi = \max(M_X^2/s, M_Y^2/s)$, where M_X and M_Y are the invariant masses of the two systems. The selection based on ξ is relevant at very low particle multiplicities, and leads to an optimal agreement with the event selection as implemented at the detector level. It is also consistent with previous CMS publications, e.g. Refs. [9,34].

Four-dimensional migration matrices k describing the probability to reconstruct an event with central multiplicity N_{tracks} and forward energy E_{reco} for given values N_{ch} and E_{true} are calculated based on all available Monte Carlo samples with full detector simulation. At the generator level, the central multiplicity N_{ch} is defined as the number of stable charged final-state particles with $p_T > 200$ MeV and $|\eta| < 2$, and the forward energy E_{true} is defined as the sum of the energies of all particles within $-6.6 < \eta < -5.2$ except for muons and neutrinos. At the detector level, the number of reconstructed tracks with $|\eta| < 2$ is N_{tracks} and the reconstructed energy in CASTOR is E_{reco} . The four-dimensional matrices k_{ij}^{lm} are constructed with 20 bins in N_{ch} and N_{tracks} ranging from 1 to 200 (dimensions i and l), as well as 46 bins in E_{true} and E_{reco} ranging from 0 to 10 TeV (dimensions j and m). The bin intervals used at detector and generator level are identical. The range of k is larger than that used for the final results in order to allow for the effects of bin migration. Final results are presented for N_{tracks} between 1 and 150.

All four components of k have one extra underflow bin to handle the event selection efficiency. If an event does not pass the event selection criteria at the generator level ($N_{\text{ch}} \geq 1$ and $\xi > 10^{-6}$), it is recorded in the underflow region with $N_{\text{ch}} = 0$ and $E_{\text{true}} = -1$ GeV. If an event is not selected at the detector level (one HF tower above 5 GeV and $N_{\text{tracks}} \geq 1$), it is recorded in the underflow region with $N_{\text{tracks}} = 0$ and $E_{\text{reco}} = -1$ GeV. In this way, the effects of inefficiencies and migrations from outside the visible phase space are included in k . For example, the selection efficiency for events having

a specific N_{ch} and E_{true} is the ratio of the number of events without the underflow bin to the number of events with the underflow bin.

Two-dimensional distributions, N_{reco}^{ij} , describing the event yields in bins (i, j) of N_{tracks} and E_{reco} can then be obtained for any given event generator or theoretical prediction by means of the following matrix multiplication:

$$N_{\text{reco}}^{ij} = \sum_{l,m} k_{ij}^{lm} N_{\text{true}}^{lm}, \quad (1)$$

where N_{true}^{lm} is the distribution of generator-level events in bins (l, m) of N_{ch} and E_{true} . The average energy in each track multiplicity bin is calculated from N_{reco}^{ij} excluding the underflow bins, and is compared to the data directly at the detector level. The results obtained by using the forward folding method coincide with those obtained with the full detector simulation to better than 1%.

The matrix k has a slight dependence on the η , p_T and multiplicity distributions of the final-state particles in the event generator used in the full detector simulation. To quantify this dependence, four matrices are provided based on PYTHIA 8 tune CUETP8M1, PYTHIA 8 tune 4C+MBR, EPOS LHC, and SIBYLL 2.1. A fifth matrix is obtained by averaging the matrices of these models and serves as the central value for all forward-folded results. The spread of the results obtained with the individual matrices is an estimate of the systematic uncertainty related to the model dependence; it is mostly well below 5%, but reaches 15% in a few bins. All five variations of k are available in a RIVET [35] plugin. This way, the forward folding can be applied to any other model prediction. Moreover, the full point-to-point correlation of the model-related uncertainty can be studied.

5 Results

Various measurements of the average energy reconstructed in the region $-6.6 < \eta < -5.2$ are presented as a function of the track multiplicity for $|\eta| < 2$ in Figs. 1, 2, and 3. The statistical uncertainties of the data are small and therefore not visible. The systematic uncertainties are shown with a gray band. The data are not corrected for detector effects and are compared to the predictions of models commonly used to describe hadron interactions at the LHC and in high energy cosmic ray air showers. These models are grouped into two sets:

The first contains PYTHIA 8 tune CUETP8M1 and tune 4C+MBR, EPOS LHC and SIBYLL 2.1. All these have a full detector simulation. The error bands shown for these models reflect only the Monte Carlo statistical uncertainties. These become visible especially in the last bin.

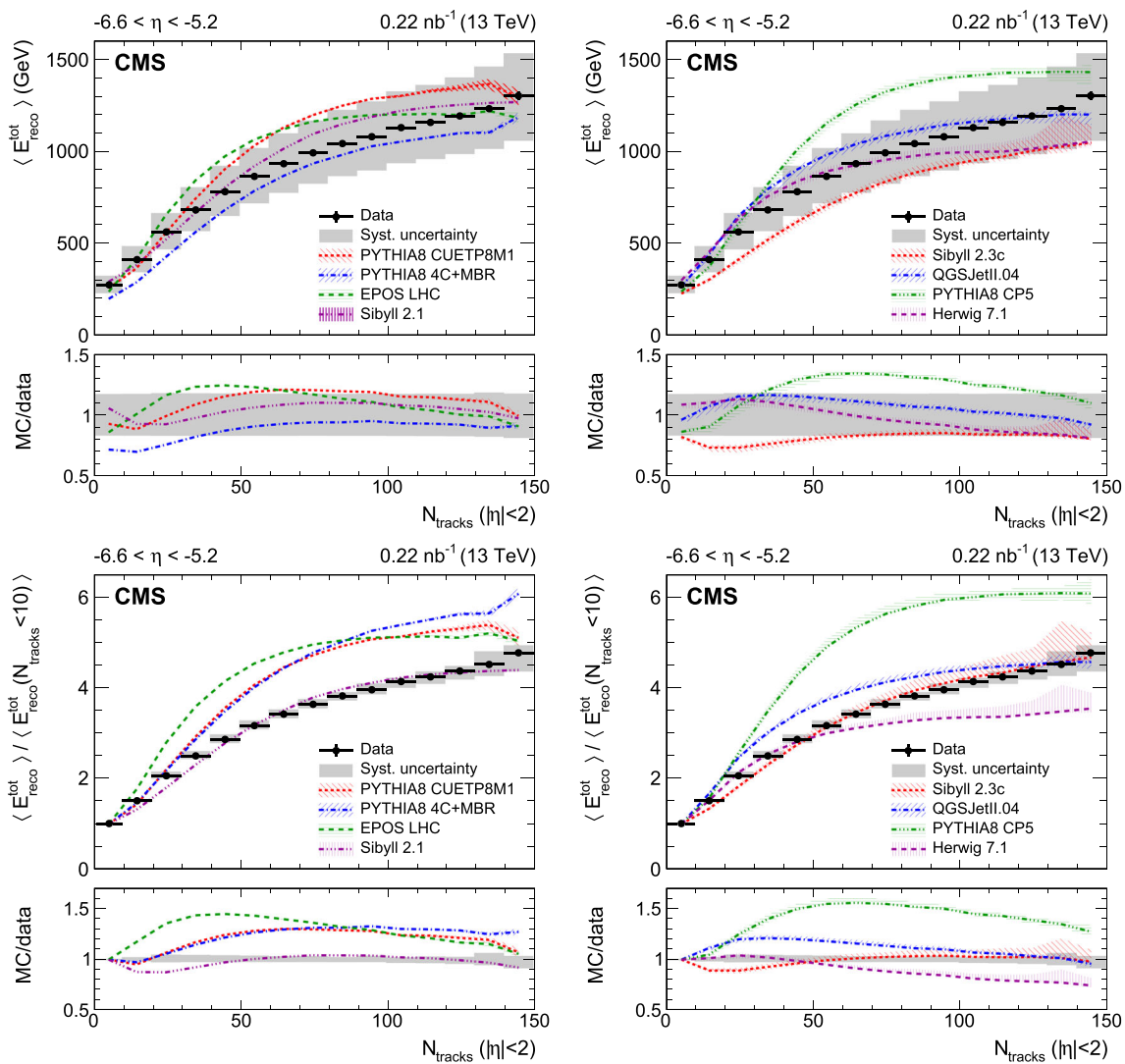


Fig. 1 Top panel: Average total energy reconstructed in the CASTOR calorimeter as a function of the number of reconstructed tracks for $|\eta| < 2$. Bottom panel: Average total energy reconstructed in the CASTOR calorimeter normalised to that in the first bin ($N_{\text{ch}} < 10$) as a function of the number of reconstructed tracks for $|\eta| < 2$. In all figures,

the data are shown as black circles and the corresponding systematic uncertainties with a gray band; horizontal bars are used to indicate the bin width. The predictions of various event generators are compared to the data, which are the same in both panels. The bands associated with the model predictions illustrate the model uncertainty

The second set of models consists of SIBYLL 2.3c, QGSJETII.04, PYTHIA 8 tune CP5, and HERWIG 7.1. Predictions from these models are obtained using the forward-folding method. The uncertainty bands shown for these models also include the systematic uncertainties from the forward-folding procedure discussed in the previous section.

The average total energy in CASTOR, shown in Fig. 1 (upper), increases with the track multiplicity. This feature is consistent with the general behaviour of the underlying event measured at central rapidities (see for example Refs. [10, 11]) and is reproduced by all models. The rise can be associated to an initial correlation of central and forward event activity, which is damped by energy conservation in the most violent

collisions. All models describe these data with at most minor discrepancies. This implies that the model parameters for the underlying event determined at central rapidities are valid also for the very forward data. In detail, the energies predicted by PYTHIA 8 4C+MBR and SIBYLL 2.3c are slightly too low at small multiplicity. Conversely, at intermediate multiplicities, PYTHIA 8 CP5 predicts average energies larger than those observed.

The systematic uncertainty in the data is dominated by the energy scale uncertainty contribution, which is fully correlated between the multiplicity bins. Therefore, the distributions can be normalised to the first bin, so that, when comparing their shapes, the systematic uncertainty is significantly

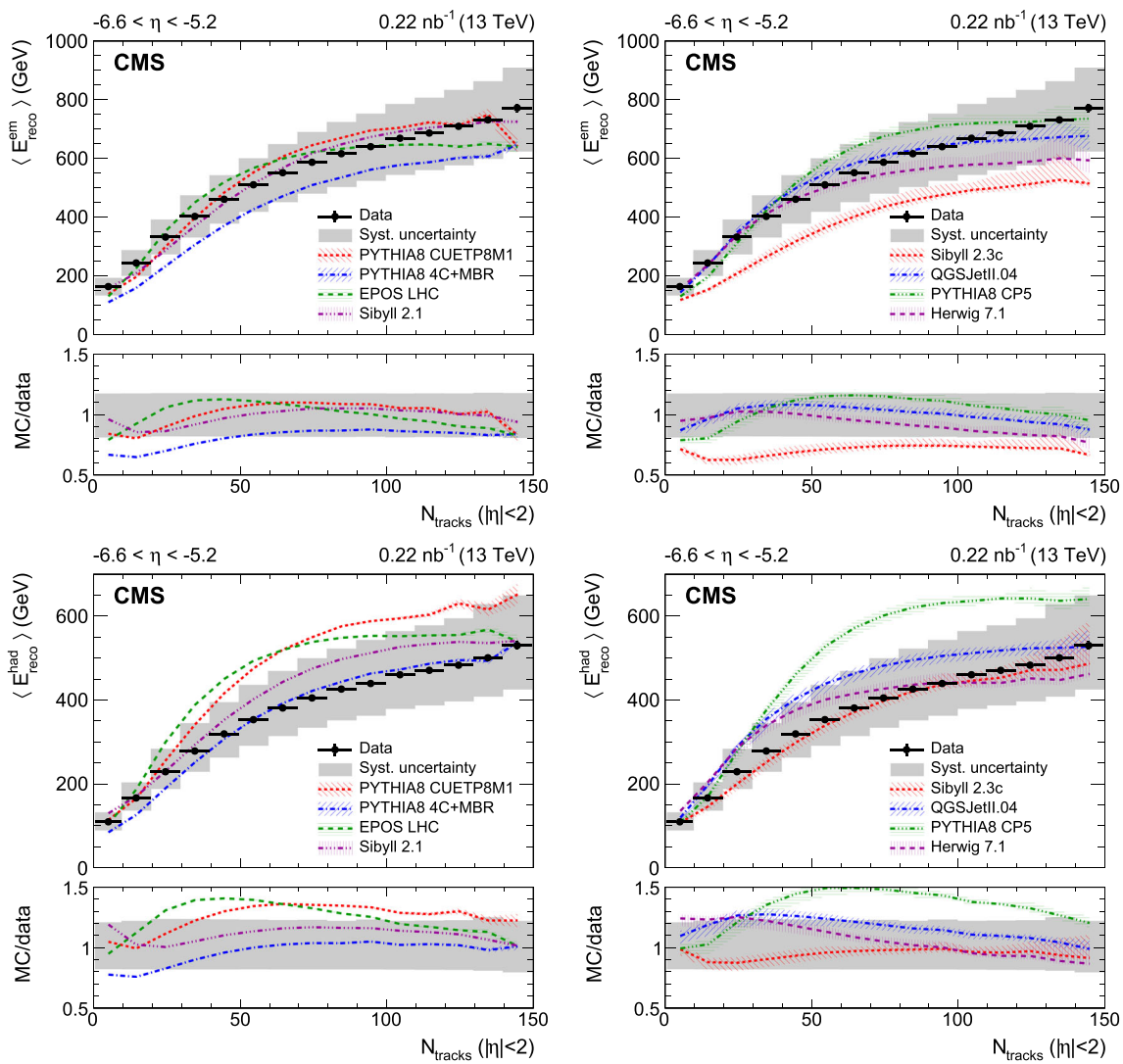


Fig. 2 Top panel: Average electromagnetic energy reconstructed in the CASTOR calorimeter as a function of the number of reconstructed tracks for $|\eta| < 2$. Bottom panel: Average hadronic energy reconstructed in the CASTOR calorimeter as a function of the number of reconstructed tracks for $|\eta| < 2$. In all figures, the data are shown with

black circles and the corresponding systematic uncertainties with a gray band; horizontal bars are used to indicate the bin width. The predictions of various event generators are compared to the data, which are the same in both panels. The bands associated with the model predictions illustrate the model uncertainty

smaller (cf. Fig. 1, lower). The rise is steep at low multiplicities and becomes more gradual at higher multiplicities. All PYTHIA 8 tunes have very similar shapes, inconsistent with that observed in the data. The disagreement is strongest for PYTHIA 8 CP5, a tune optimised on underlying event data at central rapidity. This tune uses parton distribution functions at next-to-next-to-leading order and features a softer MPI cutoff compared to PYTHIA 8 CUETP8M1 (see Ref. [28] for details). The data therefore provide relevant information for future generator improvements and tunes. The EPOS LHC, QGSJETII.04, and HERWIG 7.1 models predict saturation at multiplicities above 80, which is not seen in the data. Both

versions of SIBYLL provide predictions in agreement with the data.

The individual electromagnetic and hadronic energy distributions are shown in Fig. 2 (upper) and 2 (lower). All models, with the exception of SIBYLL 2.3c, describe the electromagnetic component well. PYTHIA 8 4C+MBR slightly underestimates the electromagnetic energy at low multiplicities. Conversely, the other models tend to overestimate the hadronic component. Specifically these data can be very relevant for improving the simulation of cosmic ray induced extensive air showers, and specifically the modelling of the production of neutral versus charged pions or other hadrons with longer lifetimes, since the energies in the region $-6.6 <$

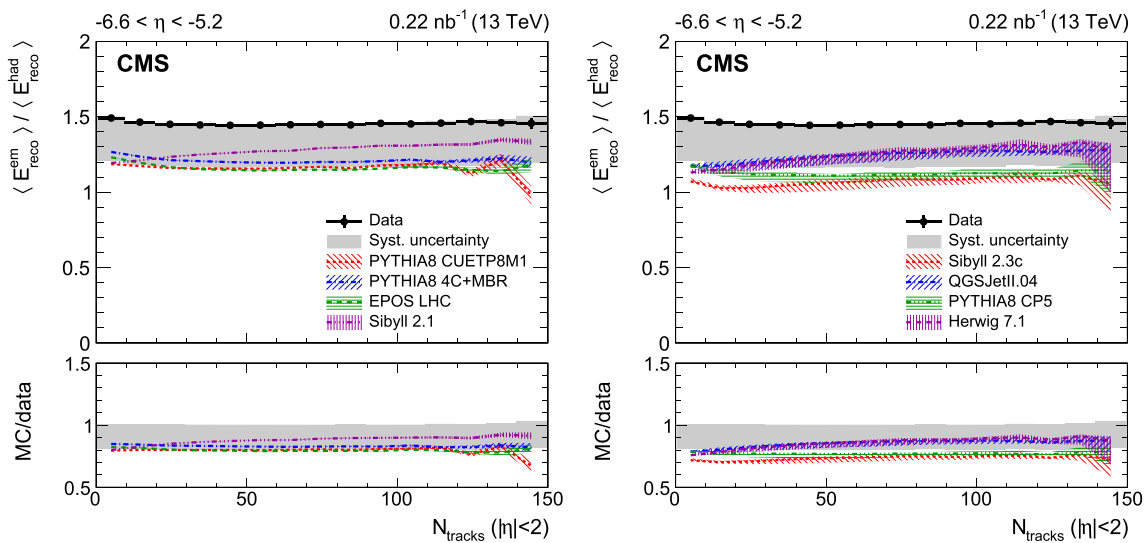


Fig. 3 Ratio of average electromagnetic and hadronic energies reconstructed in the CASTOR calorimeter as a function of the number of reconstructed tracks for $|\eta| < 2$. The data are shown with black circles and the corresponding systematic uncertainties with a gray band; hor-

izontal bars are used to indicate the bin width. Predictions of various event generators are compared to the data, which are the same in both panels. The bands associated with the model predictions illustrate the model uncertainty

$\eta < -5.2$ are close to those in the peak of the forward energy flow.

The data are also used to determine the ratio of the average electromagnetic and hadronic energies (Fig. 3). Here, the relative calibration of the electromagnetic and hadronic sections is the main source of uncertainty and results in a very asymmetric uncertainty band. The measured ratio is approximately constant over the whole multiplicity range. The ratio is sensitive to the details of hadronisation, and discrepancies between models and data may reflect an inadequate description of the hadron production mechanisms. String fragmentation, remnant fragmentation, initial- or final-state radiation, the effects of a possible very dense hydrodynamical phase, or the decay of short-lived resonances may be relevant to the understanding of the data. The observed independence of the measured ratio of track multiplicity indicates that no dramatic change of the particle production mechanism is observed at this very forward pseudorapidity. All model predictions are lower than the data, specifically those of the modern tunes PYTHIA 8 CP5 and SIBYLL 2.3c, whereas QGSJETII.04, SIBYLL 2.1, and HERWIG 7.1 provide the best description of the ratio.

6 Summary and discussion

The average energy per event in the pseudorapidity region $-6.6 < \eta < -5.2$ was measured as a function of the observed central track multiplicity ($|\eta| < 2$) in proton-proton collisions at a centre-of-mass energy of 13 TeV. The data are

recorded during the first days of 13 TeV running with low beam intensities. The measurement is presented in terms of the total energy as well as its electromagnetic and hadronic components. The very forward region covered by the data contains the highest energy densities studied in proton-proton collisions at the LHC so far. This makes the present data relevant for improving the modelling of multiparticle production in event generators of ultra-high energy cosmic ray air showers.

The measured average total energy as a function of the track multiplicity is described by all models reasonably well. This demonstrates that the underlying event parameter tunes determined at central rapidity can be safely extrapolated to the very forward region within experimental uncertainties. A shape analysis indicates, however, that there are significant differences among the models and large deviations from the data. The generator SIBYLL 2.1 gives the best description of the measured multiplicity dependence of the average total energy.

The data are also presented in terms of the average electromagnetic and hadronic energies per event as a function of the central track multiplicity. This is useful in the study of different particle production mechanisms, since the former is primarily due to the decay of neutral pions and the latter to the production of hadrons with longer lifetimes, mostly charged pions. All models give a good description of the electromagnetic energy dependence on the multiplicity, with the exception of SIBYLL 2.3c. Conversely, the predictions for the hadronic energy have a significantly larger spread compared to the electromagnetic case.

The ratio between the electromagnetic and hadronic energies is also presented. The data exhibit a larger fraction of electromagnetic energy than the models, and disagree with the two most recent model tunes, i.e. SIBYLL 2.3c and PYTHIA 8 CP5. Therefore, these models cannot explain the muon deficit in ultra-high energy air shower simulations since the data indicate that even more energy must be channelled into the electromagnetic part of the cascade and is thus lost for the generation of further hadrons [16].

Acknowledgements We congratulate our colleagues in the CERN accelerator departments for the excellent performance of the LHC and thank the technical and administrative staffs at CERN and at other CMS institutes for their contributions to the success of the CMS effort. In addition, we gratefully acknowledge the computing centres and personnel of the Worldwide LHC Computing Grid for delivering so effectively the computing infrastructure essential to our analyses. Finally, we acknowledge the enduring support for the construction and operation of the LHC and the CMS detector provided by the following funding agencies: BMBWF and FWF (Austria); FNRS and FWO (Belgium); CNPq, CAPES, FAPERJ, FAPERGS, and FAPESP (Brazil); MES (Bulgaria); CERN; CAS, MoST, and NSFC (China); COLCIENCIAS (Colombia); MSES and CSF (Croatia); RPF (Cyprus); SENESCYT (Ecuador); MoER, ERC IUT, PUT and ERDF (Estonia); Academy of Finland, MEC, and HIP (Finland); CEA and CNRS/IN2P3 (France); BMBF, DFG, and HGF (Germany); GSRT (Greece); NKFI (Hungary); DAE and DST (India); IPM (Iran); SFI (Ireland); INFN (Italy); MSIP and NRF (Republic of Korea); MES (Latvia); LAS (Lithuania); MOE and UM (Malaysia); BUAP, CINVESTAV, CONACYT, LNS, SEP, and UASLP-FAI (Mexico); MOS (Montenegro); MBIE (New Zealand); PAEC (Pakistan); MSHE and NSC (Poland); FCT (Portugal); JINR (Dubna); MON, RosAtom, RAS, RFBR, and NRC KI (Russia); MESTD (Serbia); SEIDI, CPAN, PCTI, and FEDER (Spain); MOSTR (Sri Lanka); Swiss Funding Agencies (Switzerland); MST (Taipei); ThEPCenter, IPST, STAR, and NSTDA (Thailand); TUBITAK and TAEK (Turkey); NASU and SFFR (Ukraine); STFC (United Kingdom); DOE and NSF (USA). Individuals have received support from the Marie-Curie programme and the European Research Council and Horizon 2020 Grant, contract Nos. 675440, 752730, and 765710 (European Union); the Leventis Foundation; the A.P. Sloan Foundation; the Alexander von Humboldt Foundation; the Belgian Federal Science Policy Office; the Fonds pour la Formation à la Recherche dans l'Industrie et dans l'Agriculture (FRIA-Belgium); the Agentschap voor Innovatie door Wetenschap en Technologie (IWT-Belgium); the F.R.S.-FNRS and FWO (Belgium) under the "Excellence of Science – EOS" – be.h project n. 30820817; the Beijing Municipal Science & Technology Commission, No. Z181100004218003; the Ministry of Education, Youth and Sports (MEYS) of the Czech Republic; the Lendület ("Momentum") Programme and the János Bolyai Research Scholarship of the Hungarian Academy of Sciences, the New National Excellence Program ÚNKP, the NKFI research grants 123842, 123959, 124845, 124850, 125105, 128713, 128786, and 129058 (Hungary); the Council of Science and Industrial Research, India; the HOMING PLUS programme of the Foundation for Polish Science, cofinanced from European Union, Regional Development Fund, the Mobility Plus programme of the Ministry of Science and Higher Education, the National Science Center (Poland), contracts Harmonia 2014/14/M/ST2/00428, Opus 2014/13/B/ST2/02543, 2014/15/B/ST2/03998, and 2015/19/B/ST2/02861, Sonata-bis 2012/07/E/ST2/01406; the National Priorities Research Program by Qatar National Research Fund; the Ministry of Science and Education, grant no. 3.2989.2017 (Russia); the Programa Estatal de Fomento de la Investigación Científica y Técnica de Excelencia María de Maeztu, grant

MDM-2015-0509 and the Programa Severo Ochoa del Principado de Asturias; the Thalís and Aristeia programmes cofinanced by EU-ESF and the Greek NSRF; the Rachadapisek Sompot Fund for Postdoctoral Fellowship, Chulalongkorn University and the Chulalongkorn Academic into Its 2nd Century Project Advancement Project (Thailand); the Welch Foundation, contract C-1845; and the Weston Havens Foundation (USA).

Data Availability Statement This manuscript has no associated data or the data will not be deposited. [Authors' comment: Release and preservation of data used by the CMS Collaboration as the basis for publications is guided by the CMS policy as written in its document "CMS data preservation, re-use and open access policy" (<https://cms-docdb.cern.ch/cgi-bin/PublicDocDB/RetrieveFile?docid=6032&filename=CMSDataPolicyV1.2.pdf&version=2>).]

Open Access This article is distributed under the terms of the Creative Commons Attribution 4.0 International License (<http://creativecommons.org/licenses/by/4.0/>), which permits unrestricted use, distribution, and reproduction in any medium, provided you give appropriate credit to the original author(s) and the source, provide a link to the Creative Commons license, and indicate if changes were made. Funded by SCOAP³.

References

1. I. Sarcevic, S.D. Ellis, P. Carruthers, QCD minijet cross sections. *Phys. Rev. D* **40**, 1446 (1989). <https://doi.org/10.1103/PhysRevD.40.1446>
2. T. Sjöstrand, M. van Zijl, A multiple interaction model for the event structure in hadron collisions. *Phys. Rev. D* **36**, 2019 (1987). <https://doi.org/10.1103/PhysRevD.36.2019>
3. R. Corke, T.J. Sjöstrand, Interleaved parton showers and tuning prospects. *JHEP* **03**, 032 (2011). [https://doi.org/10.1007/JHEP03\(2011\)032](https://doi.org/10.1007/JHEP03(2011)032). arXiv:1011.1759
4. P. Skands, S. Carrazza, J. Rojo, Tuning PYTHIA 8.1: the Monash, tune. *Eur. Phys. J. C* **74**(2014), 3024 (2013). <https://doi.org/10.1140/epjc/s10052-014-3024-y>. arXiv:1404.5630
5. K. Akiba et al., LHC forward physics. *J. Phys. G* **43** (2016) 110201. <https://doi.org/10.1088/0954-3889/43/11/110201>. arXiv:1611.05079
6. K. Werner, B. Guiot, I. Karpenko, T. Pierog, Analyzing radial flow features in pPb and pp collisions at several TeV by studying identified-particle production with the event generator EPOS3. *Phys. Rev. C* **89**, 064903 (2014). <https://doi.org/10.1103/PhysRevC.89.064903>. arXiv:1312.1233
7. V. Andreev et al., Performance studies of a full-length prototype for the CASTOR forward calorimeter at the CMS experiment. *Eur. Phys. J. C* **67**, 601 (2010). <https://doi.org/10.1140/epjc/s10052-010-1316-4>
8. CMS Collaboration, Study of the underlying event at forward rapidity in pp collisions at $\sqrt{s} = 0.9, 2.76, \text{ and } 7 \text{ TeV}$. *JHEP* **04**, 072 (2013). [https://doi.org/10.1007/JHEP04\(2013\)072](https://doi.org/10.1007/JHEP04(2013)072). arXiv:1302.2394
9. CMS Collaboration, Measurement of the inclusive energy spectrum in the very forward direction in proton-proton collisions at $\sqrt{s} = 13 \text{ TeV}$. *JHEP* **08**, 046 (2017). [https://doi.org/10.1007/JHEP08\(2017\)046](https://doi.org/10.1007/JHEP08(2017)046). arXiv:1701.08695
10. ATLAS Collaboration, Measurement of charged-particle distributions sensitive to the underlying event in $\sqrt{s} = 13 \text{ TeV}$ proton-proton collisions with the ATLAS detector at the LHC. *JHEP* **03**, 157 (2017). [https://doi.org/10.1007/JHEP03\(2017\)157](https://doi.org/10.1007/JHEP03(2017)157). arXiv:1701.05390

11. CMS Collaboration, Measurement of the underlying event activity in inclusive Z boson production in proton-proton collisions at $\sqrt{s} = 13$ TeV. *JHEP* **07**, 032 (2018). [https://doi.org/10.1007/JHEP07\(2018\)032](https://doi.org/10.1007/JHEP07(2018)032). arXiv:1711.04299
12. CMS Collaboration, Measurement of the energy density as a function of pseudorapidity in proton-proton collisions at $\sqrt{s} = 13$ TeV. *Eur. Phys. J. C* **79**, 391 (2019). <https://doi.org/10.1140/epjc/s10052-019-6861-x>. arXiv:1812.04095
13. LHCb Collaboration, Measurement of the forward energy flow in pp collisions at $\sqrt{s} = 7$ TeV. *Eur. Phys. J. C* **73**, 2421 (2013). <https://doi.org/10.1140/epjc/s10052-013-2421-y>. arXiv:1212.4755
14. D. d'Enterria et al., Constraints from the first LHC data on hadronic event generators for ultra-high energy cosmic ray physics. *Astropart. Phys.* **35**, 98 (2011). <https://doi.org/10.1016/j.astropartphys.2011.05.002>. arXiv:1101.5596
15. EAS-MSU, IceCube, KASCADE-Grande, NEVOD-DECOR, Pierre Auger, SUGAR, Telescope Array, Yakutsk EAS Array Collaboration, H. P. Dembinski et al., Report on Tests and Measurements of Hadronic Interaction Properties with Air Showers. In: *Proceedings, Ultra High Energy Cosmic Rays (UHECR 2018): Paris, France, October 8-12, 2018*, p. 02004. (2019). arXiv:1902.08124. <https://doi.org/10.1051/epjconf/201921002004>
16. R. Ulrich, R. Engel, M. Unger, Hadronic multiparticle production at ultra-high energies and extensive air showers. *Phys. Rev. D* **83**, 054026 (2011). <https://doi.org/10.1103/PhysRevD.83.054026>. arXiv:1010.4310
17. CMS Collaboration, The CMS experiment at the CERN LHC. *JINST* **3**, S08004 (2008). <https://doi.org/10.1088/1748-0221/3/08/S08004>
18. CMS-CASTOR Collaboration, Design and test beam studies for the CASTOR calorimeter of the CMS experiment. *Nucl. Instrum. Meth. A* **623**, 225 (2010). <https://doi.org/10.1016/j.nima.2010.02.203>
19. CMS Collaboration, The CMS trigger system. *JINST* **12**, P01020 (2017). <https://doi.org/10.1088/1748-0221/12/01/P01020>. arXiv:1609.02366
20. T. Sjöstrand et al., An introduction to PYTHIA 8.2. *Comput. Phys. Commun.* **191**, 159 (2015). <https://doi.org/10.1016/j.cpc.2015.01.024>. arXiv:1410.3012
21. CMS Collaboration, Event generator tunes obtained from underlying event and multiparton scattering measurements. *Eur. Phys. J. C* **76**, 155 (2016). <https://doi.org/10.1140/epjc/s10052-016-3988-x>. arXiv:1512.00815
22. R. Ciesielski, K. Goulianos, MBR Monte Carlo simulation in PYTHIA8. In: *36th Intl. Conf. on High Energy Physics (ICHEP2012)*, p. 301. (2013). arXiv:1205.1446. [PoS(ICHEP2012)302]. <https://doi.org/10.22323/1.174.0301>
23. T. Pierog et al., EPOS LHC: test of collective hadronization with data measured at the CERN Large Hadron Collider. *Phys. Rev. C* **92**, 034906 (2015). <https://doi.org/10.1103/PhysRevC.92.034906>. arXiv:1306.0121
24. E.-J. Ahn et al., Cosmic ray interaction event generator SIBYLL 2.1. *Phys. Rev. D* **80**, 094003 (2009). <https://doi.org/10.1103/PhysRevD.80.094003>. arXiv:0906.4113
25. GEANT4 Collaboration, GEANT4—a simulation toolkit. *Nucl. Instrum. Meth. A* **506**, 250 (2003). [https://doi.org/10.1016/S0168-9002\(03\)01368-8](https://doi.org/10.1016/S0168-9002(03)01368-8)
26. S. Ostapchenko, Monte Carlo treatment of hadronic interactions in enhanced pomeron scheme: QGSJET-II model. *Phys. Rev. D* **83**, 014018 (2011). <https://doi.org/10.1103/PhysRevD.83.014018>. arXiv:1010.1869
27. F. Riehn et al., The hadronic interaction model SIBYLL 2.3c and Feynman scaling. In: *35th International Cosmic Ray Conference (ICR21017)*, p. 301. Proceedings of Science, Bexco, Busan, Korea, (July 2018.) arXiv:1709.07227. [PoS(ICRC2017)301]. <https://doi.org/10.22323/1.301.0301>
28. CMS Collaboration, Extraction and validation of a new set of CMS PYTHIA8 tunes from underlying-event measurements (2019). arXiv:1903.12179. Submitted to: *Eur. Phys. J. C*
29. M. Bähr and others, Herwig++ physics and manual. *Eur. Phys. J. C* **58**, 639 (2008). <https://doi.org/10.1140/epjc/s10052-008-0798-9>. arXiv:0803.0883
30. J. Bellm et al., Herwig 7.0/Herwig++ 3.0 release note. *Eur. Phys. J. C* **76**, 196 (2016). <https://doi.org/10.1140/epjc/s10052-016-4018-8>. arXiv:1512.01178
31. S. Gieseke, F. Loshaj, P. Kirchgaesser, Soft and diffractive scattering with the cluster model in herwig. *Eur. Phys. J. C* **77**, 156 (2017). <https://doi.org/10.1140/epjc/s10052-017-4727-7>. arXiv:1612.04701
32. CMS Collaboration, Pseudorapidity distribution of charged hadrons in proton-proton collisions at $\sqrt{s}=13$ TeV. *Phys. Lett. B* **751**, 143 (2015). <https://doi.org/10.1016/j.physletb.2015.10.004>. arXiv:1507.05915
33. CMS Collaboration, Measurement of energy flow at large pseudorapidities in pp collisions at $\sqrt{s} = 0.9$ and 7 TeV. *JHEP* **11**, 148 (2011). [https://doi.org/10.1007/JHEP11\(2011\)148](https://doi.org/10.1007/JHEP11(2011)148). arXiv:1110.0211. [Erratum: [https://doi.org/10.1007/JHEP02\(2012\)055](https://doi.org/10.1007/JHEP02(2012)055)]
34. CMS Collaboration, Measurement of the inelastic proton-proton cross section at $\sqrt{s} = 13$ TeV. *JHEP* **07**, 161 (2018). [https://doi.org/10.1007/JHEP07\(2018\)161](https://doi.org/10.1007/JHEP07(2018)161). arXiv:1802.02613
35. A. Buckley et al., Rivet user manual. *Comput. Phys. Commun.* **184**, 2803 (2013). <https://doi.org/10.1016/j.cpc.2013.05.021>. arXiv:1003.0694

CMS Collaboration**Yerevan Physics Institute, Yerevan, Armenia**

A. M. Sirunyan[†], A. Tumasyan

Institut für Hochenergiephysik, Wien, Austria

W. Adam, F. Ambrogio, T. Bergauer, J. Brandstetter, M. Dragicevic, J. Erö, A. Escalante Del Valle, M. Flechl, R. Frühwirth¹, M. Jeitler¹, N. Krammer, I. Krätschmer, D. Liko, T. Madlener, I. Mikulec, N. Rad, J. Schieck¹, R. Schöfbeck, M. Spanring, D. Spitzbart, W. Waltenberger, J. Wittmann, C.-E. Wulz¹, M. Zarucki

Institute for Nuclear Problems, Minsk, Belarus

V. Drugakov, V. Mossolov, J. Suarez Gonzalez

Universiteit Antwerpen, Antwerpen, Belgium

M. R. Darwish, E. A. De Wolf, D. Di Croce, X. Janssen, J. Lauwers, A. Lelek, M. Pieters, H. Van Haevermaet, P. Van Mechelen, N. Van Remortel

Vrije Universiteit Brussel, Brussel, Belgium

F. Blekman, S. S. Chhibra, J. D'Hondt, J. De Clercq, G. Flouris, D. Lontkovskiy, S. Lowette, I. Marchesini, S. Moortgat, L. Moreels, Q. Python, K. Skovpen, S. Tavernier, W. Van Doninck, P. Van Mulders, I. Van Parijs

Université Libre de Bruxelles, Bruxelles, Belgium

D. Beghin, B. Bilin, H. Brun, B. Clerbaux, G. De Lentdecker, H. Delannoy, B. Dorney, L. Favart, A. Grebenyuk, A. K. Kalsi, J. Luetic, A. Popov, N. Postiau, E. Starling, L. Thomas, C. Vander Velde, P. Vanlaer, D. Vannerom, Q. Wang

Ghent University, Ghent, Belgium

T. Cornelis, D. Dobur, A. Fagot, M. Gul, I. Khvastunov², C. Roskas, D. Trocino, M. Tytgat, W. Verbeke, B. Vermassen, M. Vit, N. Zaganidis

Université Catholique de Louvain, Louvain-la-Neuve, Belgium

O. Bondu, G. Bruno, C. Caputo, P. David, C. Delaere, M. Delcourt, A. Giammanco, G. Krintiras, V. Lemaitre, A. Magitteri, K. Piotrkowski, J. Prisciandaro, A. Saggio, M. Vidal Marono, P. Vischia, J. Zobec

Centro Brasileiro de Pesquisas Fisicas, Rio de Janeiro, Brazil

F. L. Alves, G. A. Alves, G. Correia Silva, C. Hensel, A. Moraes, P. Rebello Teles

Universidade do Estado do Rio de Janeiro, Rio de Janeiro, Brazil

E. Belchior Batista Das Chagas, W. Carvalho, J. Chinellato³, E. Coelho, E. M. Da Costa, G. G. Da Silveira⁴, D. De Jesus Damiao, C. De Oliveira Martins, S. Fonseca De Souza, L. M. Huertas Guativa, H. Malbouisson, D. Matos Figueiredo, M. Medina Jaime⁵, M. Melo De Almeida, C. Mora Herrera, L. Mundim, H. Nogima, W. L. Prado Da Silva, L. J. Sanchez Rosas, A. Santoro, A. Sznajder, M. Thiel, E. J. Tonelli Manganote³, F. Torres Da Silva De Araujo, A. Vilela Pereira

Universidade Estadual Paulista^a, Universidade Federal do ABC^b, São Paulo, Brazil

S. Ahuja^a, C. A. Bernardes^a, L. Calligaris^a, D. De Souza Lemos^a, T. R. Fernandez Perez Tomei^a, E. M. Gregores^b, P. G. Mercadante^b, S. F. Novaes^a, SandraS. Padula^a

Institute for Nuclear Research and Nuclear Energy, Bulgarian Academy of Sciences, Sofia, Bulgaria

A. Aleksandrov, G. Antchev, R. Hadjiiska, P. Iaydjiev, A. Marinov, M. Misheva, M. Rodozov, M. Shopova, G. Sultanov

University of Sofia, Sofia, Bulgaria

A. Dimitrov, L. Litov, B. Pavlov, P. Petkov

Beihang University, Beijing, China

W. Fang⁶, X. Gao⁶, L. Yuan

Institute of High Energy Physics, Beijing, China

M. Ahmad, G. M. Chen, H. S. Chen, M. Chen, C. H. Jiang, D. Leggat, H. Liao, Z. Liu, S. M. Shaheen⁷, A. Spiezia, J. Tao, E. Yazgan, H. Zhang, S. Zhang⁷, J. Zhao

State Key Laboratory of Nuclear Physics and Technology, Peking University, Beijing, China

A. Agapitos, Y. Ban, G. Chen, A. Levin, J. Li, L. Li, Q. Li, Y. Mao, S. J. Qian, D. Wang

Tsinghua University, Beijing, China

Y. Wang

Universidad de Los Andes, Bogota, Colombia

C. Avila, A. Cabrera, L. F. Chaparro Sierra, C. Florez, C. F. González Hernández, M. A. Segura Delgado

Universidad de Antioquia, Medellin, Colombia

J. D. Ruiz Alvarez

University of Split, Faculty of Electrical Engineering, Mechanical Engineering and Naval Architecture, Split, Croatia

D. Giljanović, N. Godinovic, D. Lelas, I. Puljak, T. Sculac

University of Split, Faculty of Science, Split, Croatia

Z. Antunovic, M. Kovac

Institute Rudjer Boskovic, Zagreb, Croatia

V. Brigljevic, D. Ferencek, K. Kadija, B. Mesic, M. Roguljic, A. Starodumov⁸, T. Susa

University of Cyprus, Nicosia, Cyprus

M. W. Ather, A. Attikis, E. Erodoutou, A. Ioannou, M. Kolosova, S. Konstantinou, G. Mavromanolakis, J. Mousa, C. Nicolaou, F. Ptochos, P. A. Razis, H. Rykaczewski, D. Tsiakkouri

Charles University, Prague, Czech Republic

M. Finger⁹, M. Finger Jr.⁹

Escuela Politecnica Nacional, Quito, Ecuador

E. Ayala

Universidad San Francisco de Quito, Quito, Ecuador

E. Carrera Jarrin

Academy of Scientific Research and Technology of the Arab Republic of Egypt, Egyptian Network of High Energy Physics, Cairo, Egypt

M. A. Mahmoud^{10,11}, Y. Mohammed¹⁰

National Institute of Chemical Physics and Biophysics, Tallinn, Estonia

S. Bhowmik, A. Carvalho Antunes De Oliveira, R. K. Dewanjee, K. Ehataht, M. Kadastik, M. Raidal, C. Veelken

Department of Physics, University of Helsinki, Helsinki, Finland

P. Eerola, H. Kirschenmann, K. Osterberg, J. Pekkanen, M. Voutilainen

Helsinki Institute of Physics, Helsinki, Finland

F. Garcia, J. Havukainen, J. K. Heikkilä, T. Järvinen, V. Karimäki, R. Kinnunen, T. Lampén, K. Lassila-Perini, S. Laurila, S. Lehti, T. Lindén, P. Luukka, T. Mäenpää, H. Siikonen, E. Tuominen, J. Tuominiemi

Lappeenranta University of Technology, Lappeenranta, Finland

T. Tuuva

IRFU, CEA, Université Paris-Saclay, Gif-sur-Yvette, France

M. Besancon, F. Couderc, M. Dejardin, D. Denegri, B. Fabbro, J. L. Faure, F. Ferri, S. Ganjour, A. Givernaud, P. Gras, G. Hamel de Monchenault, P. Jarry, C. Leloup, E. Locci, J. Malcles, J. Rander, A. Rosowsky, M. Ö. Sahin, A. Savoy-Navarro¹², M. Titov

Laboratoire Leprince-Ringuet, Ecole polytechnique, CNRS/IN2P3, Université Paris-Saclay, Palaiseau, France

C. Amendola, F. Beaudette, P. Busson, C. Charlot, B. Diab, R. Granier de Cassagnac, I. Kucher, A. Lobanov, C. Martin Perez, M. Nguyen, C. Ochando, P. Paganini, J. Rembser, R. Salerno, J. B. Sauvan, Y. Sirois, A. Zabi, A. Zghiche

Université de Strasbourg, CNRS, IPHC UMR 7178, Strasbourg, France

J.-L. Agram¹³, J. Andrea, D. Bloch, G. Bourgatte, J.-M. Brom, E. C. Chabert, C. Collard, E. Conte¹³, J.-C. Fontaine¹³, D. Gelé, U. Goerlach, M. Jansová, A.-C. Le Bihan, N. Tonon, P. Van Hove

Centre de Calcul de l'Institut National de Physique Nucleaire et de Physique des Particules, CNRS/IN2P3, Villeurbanne, France

S. Gadrat

Université de Lyon, Université Claude Bernard Lyon 1, CNRS-IN2P3, Institut de Physique Nucléaire de Lyon, Villeurbanne, France

S. Beauceron, C. Bernet, G. Boudoul, C. Camen, N. Chanon, R. Chierici, D. Contardo, P. Depasse, H. El Mamouni, J. Fay, S. Gascon, M. Gouzevitch, B. Ille, Sa. Jain, F. Lagarde, I. B. Laktineh, H. Lattaud, M. Lethuillier, L. Mirabito, S. Perries, V. Sordini, G. Touquet, M. Vander Donckt, S. Viret

Georgian Technical University, Tbilisi, Georgia

A. Khvedelidze⁹

Tbilisi State University, Tbilisi, Georgia

Z. Tsamalaidze⁹

RWTH Aachen University, I. Physikalisches Institut, Aachen, Germany

C. Autermann, L. Feld, M. K. Kiesel, K. Klein, M. Lipinski, D. Meuser, A. Pauls, M. Preuten, M. P. Rauch, C. Schomakers, J. Schulz, M. Teroerde, B. Wittmer

RWTH Aachen University, III. Physikalisches Institut A, Aachen, Germany

A. Albert, M. Erdmann, S. Erdweg, T. Esch, B. Fischer, R. Fischer, S. Ghosh, T. Hebbeker, K. Hoepfner, H. Keller, L. Mastrolorenzo, M. Merschmeyer, A. Meyer, P. Millet, G. Mocellin, S. Mondal, S. Mukherjee, D. Noll, A. Novak, T. Pook, A. Pozdnyakov, T. Quast, M. Radziej, Y. Rath, H. Reithler, M. Rieger, A. Schmidt, S. C. Schuler, A. Sharma, S. Thüer, S. Wiedenbeck

RWTH Aachen University, III. Physikalisches Institut B, Aachen, Germany

G. Flügge, O. Hlushchenko, T. Kress, T. Müller, A. Nehr Korn, A. Nowack, C. Pistone, O. Pooth, D. Roy, H. Sert, A. Stahl¹⁴

Deutsches Elektronen-Synchrotron, Hamburg, Germany

M. Aldaya Martin, C. Asawatrangkuldee, P. Asmuss, I. Babounikau, H. Bakhshiansohi, K. Beernaert, O. Behnke, U. Behrens, A. Bermúdez Martínez, D. Bertsche, A. A. Bin Anuar, K. Borras¹⁵, V. Botta, A. Campbell, A. Cardini, P. Connor, S. Consuegra Rodríguez, C. Contreras-Campana, V. Danilov, A. De Wit, M. M. Defranchis, C. Diez Pardos, D. Domínguez Damiani, G. Eckerlin, D. Eckstein, T. Eichhorn, A. Elwood, E. Eren, E. Gallo¹⁶, A. Geiser, J. M. Grados Luyando, A. Grohsjean, M. Guthoff, M. Haranko, A. Harb, N. Z. Jomhari, H. Jung, A. Kasem¹⁵, M. Kasemann, J. Keaveney, C. Kleinwort, J. Knolle, D. Krücker, W. Lange, T. Lenz, J. Leonard, J. Lidrych, K. Lipka, W. Lohmann¹⁷, R. Mankel, I.-A. Melzer-Pellmann, A. B. Meyer, M. Meyer, M. Missiroli, G. Mittag, J. Mnich, A. Mussgiller, V. Myronenko, D. Pérez Adán, S. K. Pflitsch, D. Pitzl, A. Raspereza, A. Saibel, M. Savitskyi, V. Scheurer, P. Schütze, C. Schwanenberger, R. Shevchenko, A. Singh, H. Tholen, O. Turkot, A. Vagnerini, M. Van De Klundert, G. P. Van Onsem, R. Walsh, Y. Wen, K. Wichmann, C. Wissing, O. Zenaiev, R. Zlebcik

University of Hamburg, Hamburg, Germany

R. Aggleton, S. Bein, L. Benato, A. Benecke, V. Blobel, T. Dreyer, A. Ebrahimi, A. Fröhlich, C. Garbers, E. Garutti, D. Gonzalez, P. Gunnellini, J. Haller, A. Hinzmann, A. Karavdina, G. Kasieczka, R. Klanner, R. Kogler, N. Kovalchuk, S. Kurz, V. Kutzner, J. Lange, T. Lange, A. Malara, D. Marconi, J. Multhaup, M. Niedziela, C. E. N. Niemeyer, D. Nowatschin, A. Perieanu, A. Reimers, O. Rieger, C. Scharf, P. Schleper, S. Schumann, J. Schwandt, J. Sonneveld, H. Stadie, G. Steinbrück, F. M. Stober, M. Stöver, B. Vormwald, I. Zoi

Karlsruher Institut fuer Technologie, Karlsruhe, Germany

M. Akbiyik, C. Barth, M. Baselga, S. Baur, T. Berger, E. Butz, R. Caspart, T. Chwalek, W. De Boer, A. Dierlamm, K. El Morabit, N. Faltermann, M. Giffels, P. Goldenzweig, M. A. Harrendorf, F. Hartmann¹⁴, U. Husemann, S. Kudella, S. Mitra, M. U. Mozer, Th. Müller, M. Musich, A. Nürnberg, G. Quast, K. Rabbertz, M. Schröder, I. Shvetsov, H. J. Simonis, R. Ulrich, M. Weber, C. Wöhrmann, R. Wolf

Institute of Nuclear and Particle Physics (INPP), NCSR Demokritos, Aghia Paraskevi, Greece

G. Anagnostou, P. Asenov, G. Daskalakis, T. Geralis, A. Kyriakis, D. Loukas, G. Paspalaki

National and Kapodistrian University of Athens, Athens, Greece

M. Diamantopoulou, G. Karathanasis, P. Kontaxakis, A. Panagiotou, I. Papavergou, N. Saoulidou, K. Theofilatos, K. Vellidis

National Technical University of Athens, Athens, Greece

G. Bakas, K. Kousouris, I. Papakrivopoulos, G. Tsipolitis

University of Ioánnina, Ioánnina, Greece

I. Evangelou, C. Foudas, P. Giannios, P. Katsoulis, P. Kokkas, S. Mallios, K. Manitará, N. Manthos, I. Papadopoulos, E. Paradas, J. Strologas, F. A. Triantis, D. Tsitsonis

MTA-ELTE Lendület CMS Particle and Nuclear Physics Group, Eötvös Loránd University, Budapest, HungaryM. Bartók¹⁸, M. Csanad, P. Major, K. Mandal, A. Mehta, M. I. Nagy, G. Pasztor, O. Surányi, G. I. Veres**Wigner Research Centre for Physics, Budapest, Hungary**G. Bencze, C. Hajdu, D. Horvath¹⁹, Á. Hunyadi, F. Sikler, T. Á. Vámi, V. Veszpremi, G. Vesztergombi[†]**Institute of Nuclear Research ATOMKI, Debrecen, Hungary**N. Beni, S. Czellar, J. Karancsi¹⁸, A. Makovec, J. Molnar, Z. Szillasi**Institute of Physics, University of Debrecen, Debrecen, Hungary**

P. Raics, D. Teyssier, Z. L. Trocsanyi, B. Ujvari

Eszterhazy Karoly University, Karoly Robert Campus, Gyongyos, Hungary

T. F. Csorgo, F. Nemes, T. Novak

Indian Institute of Science (IISc), Bangalore, India

S. Choudhury, J. R. Komaragiri, P. C. Tiwari

National Institute of Science Education and Research, HBNI, Bhubaneswar, IndiaS. Bahinipati²¹, C. Kar, G. Kole, P. Mal, V. K. Muraleedharan Nair Bindhu, A. Nayak²², S. Roy Chowdhury, D. K. Sahoo²¹, S. K. Swain**Panjab University, Chandigarh, India**

S. Bansal, S. B. Beri, V. Bhatnagar, S. Chauhan, R. Chawla, N. Dhingra, R. Gupta, A. Kaur, M. Kaur, S. Kaur, P. Kumari, M. Lohan, M. Meena, K. Sandeep, S. Sharma, J. B. Singh, A. K. Viridi, G. Walia

University of Delhi, Delhi, India

A. Bhardwaj, B. C. Choudhary, R. B. Garg, M. Gola, S. Keshri, Ashok Kumar, S. Malhotra, M. Naimuddin, P. Priyanka, K. Ranjan, Aashaq Shah, R. Sharma

Saha Institute of Nuclear Physics, HBNI, Kolkata, IndiaR. Bhardwaj²³, M. Bharti²³, R. Bhattacharya, S. Bhattacharya, U. Bhawandeep²³, D. Bhowmik, S. Dey, S. Dutta, S. Ghosh, M. Maity²⁴, K. Mondal, S. Nandan, A. Purohit, P. K. Rout, A. Roy, G. Saha, S. Sarkar, T. Sarkar²⁴, M. Sharan, B. Singh²³, S. Thakur²³**Indian Institute of Technology Madras, Madras, India**

P. K. Behera, A. Muhammad

Bhabha Atomic Research Centre, Mumbai, India

R. Chudasama, D. Dutta, V. Jha, V. Kumar, D. K. Mishra, P. K. Netrakanti, L. M. Pant, P. Shukla

Tata Institute of Fundamental Research-A, Mumbai, India

T. Aziz, M. A. Bhat, S. Dugad, G. B. Mohanty, N. Sur, RavindraKumar Verma

Tata Institute of Fundamental Research-B, Mumbai, India

S. Banerjee, S. Bhattacharya, S. Chatterjee, P. Das, M. Guchait, S. Karmakar, S. Kumar, G. Majumder, K. Mazumdar, N. Sahoo, S. Sawant

Indian Institute of Science Education and Research (IISER), Pune, India

S. Chauhan, S. Dube, V. Hegde, A. Kapoor, K. Kothekar, S. Pandey, A. Rane, A. Rastogi, S. Sharma

Institute for Research in Fundamental Sciences (IPM), Tehran, Iran

S. Chenarani²⁵, E. Eskandari Tadavani, S. M. Etesami²⁵, M. Khakzad, M. Mohammadi Najafabadi, M. Naseri, F. Rezaei Hosseinabadi, B. Safarzadeh²⁶

University College Dublin, Dublin, Ireland

M. Felcini, M. Grunewald

INFN Sezione di Bari^a, Università di Bari^b, Politecnico di Bari^c, Bari, Italy

M. Abbrescia^{a,b}, C. Calabria^{a,b}, A. Colaleo^a, D. Creanza^{a,c}, L. Cristella^{a,b}, N. De Filippis^{a,c}, M. De Palma^{a,b}, A. Di Florio^{a,b}, L. Fiore^a, A. Gelmi^{a,b}, G. Iaselli^{a,c}, M. Ince^{a,b}, S. Lezki^{a,b}, G. Maggi^{a,c}, M. Maggi^a, G. Miniello^{a,b}, S. My^{a,b}, S. Nuzzo^{a,b}, A. Pompili^{a,b}, G. Pugliese^{a,c}, R. Radogna^a, A. Ranieri^a, G. Selvaggi^{a,b}, L. Silvestris^a, R. Venditti^a, P. Verwilligen^a

INFN Sezione di Bologna^a, Università di Bologna^b, Bologna, Italy

G. Abbiendi^a, C. Battilana^{a,b}, D. Bonacorsi^{a,b}, L. Borgonovi^{a,b}, S. Braibant-Giacomelli^{a,b}, R. Campanini^{a,b}, P. Capiluppi^{a,b}, A. Castro^{a,b}, F. R. Cavallo^a, C. Ciocca^a, G. Codispoti^{a,b}, M. Cuffiani^{a,b}, G. M. Dallavalle^a, F. Fabbri^a, A. Fanfani^{a,b}, E. Fontanesi, P. Giacomelli^a, C. Grandi^a, L. Guiducci^{a,b}, F. Iemmi^{a,b}, S. Lo Meo^{a,27}, S. Marcellini^a, G. Masetti^a, F. L. Navarria^{a,b}, A. Perrotta^a, F. Primavera^{a,b}, A. M. Rossi^{a,b}, T. Rovelli^{a,b}, G. P. Siroli^{a,b}, N. Tosi^a

INFN Sezione di Catania^a, Università di Catania^b, Catania, Italy

S. Albergo^{a,b,28}, S. Costa^{a,b}, A. Di Mattia^a, R. Potenza^{a,b}, A. Tricomi^{a,b,28}, C. Tuve^{a,b}

INFN Sezione di Firenze^a, Università di Firenze^b, Firenze, Italy

G. Barbagli^a, R. Ceccarelli, K. Chatterjee^{a,b}, V. Ciulli^{a,b}, C. Civinini^a, R. D'Alessandro^{a,b}, E. Focardi^{a,b}, G. Latino, P. Lenzi^{a,b}, M. Meschini^a, S. Paoletti^a, L. Russo^{a,29}, G. Sguazzoni^a, D. Strom^a, L. Viliani^a

INFN Laboratori Nazionali di Frascati, Frascati, Italy

L. Benussi, S. Bianco, F. Fabbri, D. Piccolo

INFN Sezione di Genova^a, Università di Genova^b, Genova, Italy

M. Bozzo^{a,b}, F. Ferro^a, R. Mulargia^{a,b}, E. Robutti^a, S. Tosi^{a,b}

INFN Sezione di Milano-Bicocca^a, Università di Milano-Bicocca^b, Milan, Italy

A. Benaglia^a, A. Beschi^b, F. Brivio^{a,b}, V. Ciriolo^{a,b,14}, S. Di Guida^{a,b,14}, M. E. Dinardo^{a,b}, P. Dini^a, S. Fiorendi^{a,b}, S. Gennai^a, A. Ghezzi^{a,b}, P. Govoni^{a,b}, M. Malberti^{a,b}, S. Malvezzi^a, D. Menasce^a, F. Monti, L. Moroni^a, G. Ortona^{a,b}, M. Paganoni^{a,b}, D. Pedrini^a, S. Ragazzi^{a,b}, T. Tabarelli de Fatis^{a,b}, D. Zuolo^{a,b}

INFN Sezione di Napoli^a, Università di Napoli 'Federico II'^b, Napoli, Italy, Università della Basilicata^c, Potenza, Italy, Università G. Marconi^d, Rome, Italy

S. Buontempo^a, N. Cavallo^{a,c}, A. De Iorio^{a,b}, A. Di Crescenzo^{a,b}, F. Fabozzi^{a,c}, F. Fienga^a, G. Galati^a, A. O. M. Iorio^{a,b}, L. Lista^{a,b}, S. Meola^{a,d,14}, P. Paolucci^{a,14}, B. Rossi^a, C. Sciacca^{a,b}, E. Voevodina^{a,b}

INFN Sezione di Padova^a, Università di Padova^b, Padova, Italy, Università di Trento^c, Trento, Italy

P. Azzi^a, N. Bacchetta^a, D. Bisello^{a,b}, A. Boletti^{a,b}, A. Bragagnolo, R. Carlin^{a,b}, P. Checchia^a, M. Dall'Osso^{a,b}, P. De Castro Manzano^a, T. Dorigo^a, U. Dosselli^a, F. Gasparini^{a,b}, U. Gasparini^{a,b}, A. Gozzelino^a, S. Y. Hoh, P. Lujan, M. Margoni^{a,b}, A. T. Meneguzzo^{a,b}, J. Pazzini^{a,b}, M. Presilla^b, P. Ronchese^{a,b}, R. Rossin^{a,b}, F. Simonetto^{a,b}, A. Tiko, E. Torassa^a, M. Tosi^{a,b}, M. Zanetti^{a,b}, P. Zotto^{a,b}, G. Zumerle^{a,b}

INFN Sezione di Pavia^a, Università di Pavia^b, Pavia, Italy

A. Braghieri^a, P. Montagna^{a,b}, S. P. Ratti^{a,b}, V. Re^a, M. Ressegotti^{a,b}, C. Riccardi^{a,b}, P. Salvini^a, I. Vai^{a,b}, P. Vitulo^{a,b}

INFN Sezione di Perugia^a, Università di Perugia^b, Perugia, Italy

M. Biasini^{a,b}, G. M. Bilei^a, C. Cecchi^{a,b}, D. Ciangottini^{a,b}, L. Fanò^{a,b}, P. Lariccia^{a,b}, R. Leonardi^{a,b}, E. Manoni^a, G. Mantovani^{a,b}, V. Mariani^{a,b}, M. Menichelli^a, A. Rossi^{a,b}, A. Santocchia^{a,b}, D. Spiga^a

INFN Sezione di Pisa^a, Università di Pisa^b, Scuola Normale Superiore di Pisa^c, Pisa, Italy

K. Androsova^a, P. Azzurri^a, G. Bagliesi^a, V. Bertacchi^{a,c}, L. Bianchini^a, T. Boccali^a, R. Castaldi^a, M. A. Ciocci^{a,b}, R. Dell'Orso^a, G. Fedi^a, F. Fiori^{a,c}, L. Giannini^{a,c}, A. Giassi^a, M. T. Grippo^a, F. Ligabue^{a,c}, E. Manca^{a,c}, G. Mandorli^{a,c}, A. Messineo^{a,b}, F. Palla^a, A. Rizzi^{a,b}, G. Rolandi³⁰, A. Scribano^a, P. Spagnolo^a, R. Tenchini^a, G. Tonelli^{a,b}, N. Turini, A. Venturi^a, P. G. Verdini^a

INFN Sezione di Roma^a, Sapienza Università di Roma^b, Rome, Italy

F. Cavallari^a, M. Cipriani^{a,b}, D. Del Re^{a,b}, E. Di Marco^{a,b}, M. Diemoz^a, S. Gelli^{a,b}, E. Longo^{a,b}, B. Marzocchi^{a,b}, P. Meridiani^a, G. Organtini^{a,b}, F. Pandolfi^a, R. Paramatti^{a,b}, F. Preiato^{a,b}, C. Quaranta^{a,b}, S. Rahatlou^{a,b}, C. Rovelli^a, F. Santanastasio^{a,b}, L. Soffi^{a,b}

INFN Sezione di Torino^a, Università di Torino^b, Torino, Italy, Università del Piemonte Orientale^c, Novara, Italy

N. Amapane^{a,b}, R. Arcidiacono^{a,c}, S. Argiro^{a,b}, M. Arneodo^{a,c}, N. Bartosik^a, R. Bellan^{a,b}, C. Biino^a, A. Cappati^{a,b}, N. Cartiglia^a, F. Cenna^{a,b}, S. Cometti, M. Costa^{a,b}, R. Covarelli^{a,b}, N. Demaria^a, B. Kiani^{a,b}, C. Mariotti^a, S. Maselli^a, E. Migliore^{a,b}, V. Monaco^{a,b}, E. Monteil^{a,b}, M. Monteno^a, M. M. Obertino^{a,b}, L. Pacher^{a,b}, N. Pastrone^a, M. Pelliccioni^a, G. L. Pinna Angioni^{a,b}, A. Romero^{a,b}, M. Ruspa^{a,c}, R. Sacchi^{a,b}, R. Salvatico^{a,b}, K. Shchelina^{a,b}, V. Sola^a, A. Solano^{a,b}, D. Soldi^{a,b}, A. Staiano^a

INFN Sezione di Trieste^a, Università di Trieste^b, Trieste, Italy

S. Belforte^a, V. Candelise^{a,b}, M. Casarsa^a, F. Cossutti^a, A. Da Rold^{a,b}, G. Della Ricca^{a,b}, F. Vazzoler^{a,b}, A. Zanetti^a

Kyungpook National University, Daegu, South Korea

B. Kim, D. H. Kim, G. N. Kim, M. S. Kim, J. Lee, S. W. Lee, C. S. Moon, Y. D. Oh, S. I. Pak, S. Sekmen, D. C. Son, Y. C. Yang

Chonnam National University, Institute for Universe and Elementary Particles, Kwangju, South Korea

H. Kim, D. H. Moon, G. Oh

Hanyang University, Seoul, South Korea

B. Francois, T. J. Kim, J. Park

Korea University, Seoul, South Korea

S. Cho, S. Choi, Y. Go, D. Gyun, S. Ha, B. Hong, Y. Jo, K. Lee, K. S. Lee, S. Lee, J. Lim, J. Park, S. K. Park, Y. Roh

Department of Physics, Kyung Hee University, Seoul, South Korea

J. Goh

Sejong University, Seoul, South Korea

H. S. Kim

Seoul National University, Seoul, South Korea

J. Almond, J. H. Bhyun, J. Choi, S. Jeon, J. Kim, J. S. Kim, H. Lee, K. Lee, S. Lee, K. Nam, S. B. Oh, B. C. Radburn-Smith, S. h. Seo, U. K. Yang, H. D. Yoo, I. Yoon, G. B. Yu

University of Seoul, Seoul, South Korea

D. Jeon, H. Kim, J. H. Kim, J. S. H. Lee, I. C. Park

Sungkyunkwan University, Suwon, South Korea

Y. Choi, C. Hwang, Y. Jeong, J. Lee, Y. Lee, I. Yu

Riga Technical University, Riga, Latvia

V. Veckalns³¹

Vilnius University, Vilnius, Lithuania

V. Dudenas, A. Juodagalvis, J. Vaitkus

National Centre for Particle Physics, Universiti Malaya, Kuala Lumpur, Malaysia

Z. A. Ibrahim, F. Mohamad Idris³², W. A. T. Wan Abdullah, M. N. Yusli, Z. Zolkapli

Universidad de Sonora (UNISON), Hermosillo, Mexico

J. F. Benitez, A. Castaneda Hernandez, J. A. Murillo Quijada, L. Valencia Palomo

Centro de Investigacion y de Estudios Avanzados del IPN, Mexico City, Mexico

H. Castilla-Valdez, E. De La Cruz-Burelo, M. C. Duran-Osuna, I. Heredia-De La Cruz³³, R. Lopez-Fernandez, R. I. Rabadan-Trejo, G. Ramirez-Sanchez, R. Reyes-Almanza, A. Sanchez-Hernandez

Universidad Iberoamericana, Mexico City, Mexico

S. Carrillo Moreno, C. Oropeza Barrera, M. Ramirez-Garcia, F. Vazquez Valencia

Benemerita Universidad Autonoma de Puebla, Puebla, Mexico

J. Eysermans, I. Pedraza, H. A. Salazar Ibarguen, C. Uribe Estrada

Universidad Autónoma de San Luis Potosí, San Luis Potosí, Mexico

A. Morelos Pineda

University of Montenegro, Podgorica, Montenegro

N. Raicevic

University of Auckland, Auckland, New Zealand

D. Krofcheck

University of Canterbury, Christchurch, New Zealand

S. Bheesette, P. H. Butler

National Centre for Physics, Quaid-I-Azam University, Islamabad, Pakistan

A. Ahmad, M. Ahmad, Q. Hassan, H. R. Hoorani, W. A. Khan, M. A. Shah, M. Shoaib, M. Waqas

AGH University of Science and Technology Faculty of Computer Science, Electronics and Telecommunications, Krakow, Poland

V. Avati, L. Grzanka, M. Malawski

National Centre for Nuclear Research, Swierk, Poland

H. Bialkowska, M. Bluj, B. Boimska, M. Górski, M. Kazana, M. Szeleper, P. Zalewski

Institute of Experimental Physics, Faculty of Physics, University of Warsaw, Warsaw, Poland

K. Bunkowski, A. Byszuk³⁴, K. Doroba, A. Kalinowski, M. Konecki, J. Krolikowski, M. Misiura, M. Olszewski, A. Pyskir, M. Walczak

Laboratório de Instrumentação e Física Experimental de Partículas, Lisboa, Portugal

M. Araujo, P. Bargassa, D. Bastos, A. Di Francesco, P. Faccioli, B. Galinhas, M. Gallinaro, J. Hollar, N. Leonardo, J. Seixas, G. Strong, O. Toldaiev, J. Varela

Joint Institute for Nuclear Research, Dubna, Russia

V. Alexakhin, P. Bunin, Y. Ershov, M. Gavrilenko, I. Golutvin, A. Kamenev, V. Karjavine, I. Kashunin, V. Korenkov, G. Kozlov, A. Lanev, A. Malakhov, V. Matveev^{35,36}, P. Moisenz, V. Palichik, V. Perelygin, S. Shmatov, S. Shulha, B. S. Yuldashev³⁷, A. Zarubin

Petersburg Nuclear Physics Institute, Gatchina (St. Petersburg), Russia

L. Chtchipounov, V. Golovtsov, Y. Ivanov, V. Kim³⁸, E. Kuznetsova³⁹, P. Levchenko, V. Murzin, V. Oreshkin, I. Smirnov, D. Sosnov, V. Sulimov, L. Uvarov, A. Vorobyev

Institute for Nuclear Research, Moscow, Russia

Yu. Andreev, A. Dermenev, S. Gninenko, N. Golubev, A. Karneyeu, M. Kirsanov, N. Krasnikov, A. Pashenkov, D. Tlisov, A. Toropin

Institute for Theoretical and Experimental Physics named by A.I. Alikhanov of NRC ‘Kurchatov Institute’, Moscow, Russia

V. Epshteyn, V. Gavrilov, N. Lychkovskaya, A. Nikitenko⁸, V. Popov, I. Pozdnyakov, G. Safronov, A. Spiridonov, A. Stepenov, V. Stolin, M. Toms, E. Vlasov, A. Zhokin

Moscow Institute of Physics and Technology, Moscow, Russia

T. Aushev

National Research Nuclear University 'Moscow Engineering Physics Institute' (MEPhI), Moscow, Russia

M. Chadeeva⁴⁰, D. Philippov, E. Popova, V. Rusinov

P. N. Lebedev Physical Institute, Moscow, Russia

V. Andreev, M. Azarkin, I. Dremin³⁶, M. Kirakosyan, A. Terkulov

Skobeltsyn Institute of Nuclear Physics, Lomonosov Moscow State University, Moscow, Russia

A. Belyaev, E. Boos, A. Ershov, A. Gribushin, L. Khein, V. Klyukhin, O. Kodolova, I. Lokhtin, O. Lukina, S. Obraztsov, S. Petrushanko, V. Savrin, A. Snigirev

Novosibirsk State University (NSU), Novosibirsk, Russia

A. Barnyakov⁴¹, V. Blinov⁴¹, T. Dimova⁴¹, L. Kardapoltsev⁴¹, Y. Skovpen⁴¹

Institute for High Energy Physics of National Research Centre 'Kurchatov Institute', Protvino, Russia

I. Azhgirey, I. Bayshev, S. Bitioukov, V. Kachanov, D. Konstantinov, P. Mandrik, V. Petrov, R. Ryutin, S. Slabospitskii, A. Sobol, S. Troshin, N. Tyurin, A. Uzunian, A. Volkov

National Research Tomsk Polytechnic University, Tomsk, Russia

A. Babaev, A. Iuzhakov, V. Okhotnikov

Tomsk State University, Tomsk, Russia

V. Borchsh, V. Ivantchenko, E. Tcherniaev

University of Belgrade: Faculty of Physics and VINCA Institute of Nuclear Sciences, Belgrade, Serbia

P. Adzic⁴², P. Cirkovic, D. Devetak, M. Dordevic, P. Milenovic⁴³, J. Milosevic, M. Stojanovic

Centro de Investigaciones Energéticas Medioambientales y Tecnológicas (CIEMAT), Madrid, Spain

M. Aguilar-Benitez, J. Alcaraz Maestre, A. Álvarez Fernández, I. Bachiller, M. Barrio Luna, J. A. Brochero Cifuentes, C. A. Carrillo Montoya, M. Cepeda, M. Cerrada, N. Colino, B. De La Cruz, A. Delgado Peris, C. Fernandez Bedoya, J. P. Fernández Ramos, J. Flix, M. C. Fouz, O. Gonzalez Lopez, S. Goy Lopez, J. M. Hernandez, M. I. Josa, D. Moran, Á. Navarro Tobar, A. Pérez-Calero Yzquierdo, J. Puerta Pelayo, I. Redondo, L. Romero, S. Sánchez Navas, M. S. Soares, A. Triossi, C. Willmott

Universidad Autónoma de Madrid, Madrid, Spain

C. Albajar, J. F. de Trocóniz

Universidad de Oviedo, Instituto Universitario de Ciencias y Tecnologías Espaciales de Asturias (ICTEA), Oviedo, Spain

J. Cuevas, C. Erice, J. Fernandez Menendez, S. Folgueras, I. Gonzalez Caballero, J. R. González Fernández, E. Palencia Cortezon, V. Rodríguez Bouza, S. Sanchez Cruz, J. M. Vizán García

Instituto de Física de Cantabria (IFCA), CSIC-Universidad de Cantabria, Santander, Spain

I. J. Cabrillo, A. Calderon, B. Chazin Quero, J. Duarte Campderros, M. Fernandez, P. J. Fernández Manteca, A. García Alonso, G. Gomez, C. Martinez Rivero, P. Martinez Ruiz del Arbol, F. Matorras, J. Piedra Gomez, C. Prieels, T. Rodrigo, A. Ruiz-Jimeno, L. Scodellaro, N. Trevisani, I. Vila

University of Colombo, Colombo, Sri Lanka

K. Malagalage

University of Ruhuna, Department of Physics, Matara, Sri Lanka

W. G. D. Dharmaratna, N. Wickramage

CERN, European Organization for Nuclear Research, Geneva, Switzerland

D. Abbaneo, B. Akgun, E. Auffray, G. Auzinger, J. Baechler, P. Baillon, A. H. Ball, D. Barney, J. Bendavid, M. Bianco, A. Bocci, E. Bossini, C. Botta, E. Brondolin, T. Camporesi, A. Caratelli, G. Cerminara, E. Chapon, G. Cucciati, D. d'Enterria, A. Dabrowski, N. Daci, V. Daponte, A. David, A. De Roeck, N. Deelen, M. Deile, M. Dobson, M. Dünser, N. Dupont, A. Elliott-Peisert, F. Fallavollita⁴⁴, D. Fasanella, G. Franzoni, J. Fulcher, W. Funk, S. Giani, D. Gigi, A. Gilbert, K. Gill, F. Glege, M. Gruchala, M. Guilbaud, D. Gulhan, J. Hegeman, C. Heidegger, Y. Iiyama, V. Innocente, A. Jafari, P. Janot, O. Karacheban¹⁷, J. Kaspar, J. Kieseler, M. Krammer¹, C. Lange, P. Lecoq, C. Lourenço, L. Malgeri, M. Mannelli, A. Massironi, F. Meijers, J. A. Merlin, S. Mersi, E. Meschi, F. Moortgat, M. Mulders, J. Ngadiuba,

S. Nourbakhsh, S. Orfanelli, L. Orsini, F. Pantaleo¹⁴, L. Pape, E. Perez, M. Peruzzi, A. Petrilli, G. Petrucciani, A. Pfeiffer, M. Pierini, F. M. Pitters, M. Quinto, D. Rabaday, A. Racz, M. Rovere, H. Sakulin, C. Schäfer, C. Schwick, M. Selvaggi, A. Sharma, P. Silva, W. Snoeys, P. Sphicas⁴⁵, A. Stakia, J. Stegmann, V. R. Tavolaro, D. Treille, A. Tsiros, A. Vartak, M. Verzetti, W. D. Zeuner

Paul Scherrer Institut, Villigen, Switzerland

L. Caminada⁴⁶, K. Deiters, W. Erdmann, R. Horisberger, Q. Ingram, H. C. Kaestli, D. Kotlinski, U. Langenegger, T. Rohe, S. A. Wiederkehr

ETH Zurich-Institute for Particle Physics and Astrophysics (IPA), Zurich, Switzerland

M. Backhaus, P. Berger, N. Chernyavskaya, G. Dissertori, M. Dittmar, M. Donegà, C. Dorfer, T. A. Gómez Espinosa, C. Grab, D. Hits, T. Klijnsma, W. Lustermann, R. A. Manzoni, M. Marionneau, M. T. Meinhard, F. Micheli, P. Musella, F. Nessi-Tedaldi, F. Pauss, G. Perrin, L. Perrozzini, S. Pigazzini, M. Reichmann, C. Reissel, T. Reitenspiess, D. Ruini, D. A. Sanz Becerra, M. Schönenberger, L. Shchutska, M. L. Vesterbacka Olsson, R. Wallny, D. H. Zhu

Universität Zürich, Zurich, Switzerland

T. K. Aarrestad, C. Amsler⁴⁷, D. Brzhechko, M. F. Canelli, A. De Cosa, R. Del Burgo, S. Donato, C. Galloni, B. Kilminster, S. Leontsinis, V. M. Mikuni, I. Neutelings, G. Rauco, P. Robmann, D. Salerno, K. Schweiger, C. Seitz, Y. Takahashi, S. Wertz, A. Zucchetta

National Central University, Chung-Li, Taiwan

T. H. Doan, C. M. Kuo, W. Lin, S. S. Yu

National Taiwan University (NTU), Taipei, Taiwan

P. Chang, Y. Chao, K. F. Chen, P. H. Chen, W.-S. Hou, Y. y. Li, R.-S. Lu, E. Paganis, A. Psallidas, A. Steen

Chulalongkorn University, Faculty of Science, Department of Physics, Bangkok, Thailand

B. Asavapibhop, N. Srimanobhas, N. Suwonjandee

Åukurova University, Physics Department, Science and Art Faculty, Adana, Turkey

A. Bat, F. Boran, S. Cerci⁴⁸, S. Damarseckin⁴⁹, Z. S. Demiroglu, F. Dolek, C. Dozen, I. Dumanoglu, G. Gokbulut, EmineGurpinar Guler⁵⁰, Y. Guler, I. Hos⁵¹, C. Isik, E. E. Kangal⁵², O. Kara, A. Kayis Topaksu, U. Kiminsu, M. Oglakci, G. Onengut, K. Ozdemir⁵³, S. Ozturk⁵⁴, A. E. Simsek, D. Sunar Cerci⁴⁸, U. G. Tok, S. Turkcapar, I. S. Zorbakir, C. Zorbilmez

Physics Department, Middle East Technical University, Ankara, Turkey

B. Isildak⁵⁵, G. Karapinar⁵⁶, M. Yalvac

Bogazici University, Istanbul, Turkey

I. O. Atakisi, E. Gülmez, M. Kaya⁵⁷, O. Kaya⁵⁸, B. Kaynak, Ö. Özçelik, S. Ozkorucuklu⁵⁹, S. Tekten, S. Tekten, E. A. Yetkin⁶⁰

Istanbul Technical University, Istanbul, Turkey

A. Cakir, Y. Komurcu, S. Sen⁶¹

Institute for Scintillation Materials of National Academy of Science of Ukraine, Kharkov, Ukraine

B. Grynyov

National Scientific Center, Kharkov Institute of Physics and Technology, Kharkov, Ukraine

L. Levchuk

University of Bristol, Bristol, UK

F. Ball, E. Bhal, S. Bologna, J. J. Brooke, D. Burns, E. Clement, D. Cussans, O. Davignon, H. Flacher, J. Goldstein, G. P. Heath, H. F. Heath, L. Kreczko, S. Paramesvaran, B. Penning, T. Sakuma, S. Seif El Nasr-Storey, D. Smith, V. J. Smith, J. Taylor, A. Titterton

Rutherford Appleton Laboratory, Didcot, UK

K. W. Bell, A. Belyaev⁶², C. Brew, R. M. Brown, D. Cieri, D. J. A. Cockerill, J. A. Coughlan, K. Harder, S. Harper, J. Linacre, K. Manolopoulos, D. M. Newbold⁶³, E. Olaiya, D. Petyt, T. Reis, T. Schuh, C. H. Shepherd-Themistocleous, A. Thea, I. R. Tomalin, T. Williams, W. J. Womersley

Imperial College, London, UK

R. Bainbridge, P. Bloch, J. Borg, S. Breeze, O. Buchmuller, A. Bundock, GurpreetSingh CHAHAL⁶⁴, D. Colling, P. Dauncey, G. Davies, M. Della Negra, R. Di Maria, P. Everaerts, G. Hall, G. Iles, T. James, M. Komm, C. Laner, L. Lyons, A.-M. Magnan, S. Malik, A. Martelli, V. Milosevic, J. Nash⁶⁵, V. Palladino, M. Pesaresi, D. M. Raymond, A. Richards, A. Rose, E. Scott, C. Seez, A. Shtipliyski, M. Stoye, T. Strebler, S. Summers, A. Tapper, K. Uchida, T. Virdee¹⁴, N. Wardle, D. Winterbottom, J. Wright, A. G. Zecchinelli, S. C. Zenz

Brunel University, Uxbridge, UK

J. E. Cole, P. R. Hobson, A. Khan, P. Kyberd, C. K. Mackay, A. Morton, I. D. Reid, L. Teodorescu, S. Zahid

Baylor University, Waco, USA

K. Call, J. Dittmann, K. Hatakeyama, C. Madrid, B. McMaster, N. Pastika, C. Smith

Catholic University of America, Washington DC, USA

R. Bartek, A. Dominguez, R. Uniyal

The University of Alabama, Tuscaloosa, USA

A. Buccilli, S. I. Cooper, C. Henderson, P. Rumerio, C. West

Boston University, Boston, USA

D. Arcaro, T. Bose, Z. Demiragli, D. Gastler, S. Girgis, D. Pinna, C. Richardson, J. Rohlf, D. Sperka, I. Suarez, L. Sulak, D. Zou

Brown University, Providence, USA

G. Benelli, B. Burkle, X. Coubez, D. Cutts, M. Hadley, J. Hakala, U. Heintz, J. M. Hogan⁶⁶, K. H. M. Kwok, E. Laird, G. Landsberg, J. Lee, Z. Mao, M. Narain, S. Sagir⁶⁷, R. Syarif, E. Usai, D. Yu

University of California, Davis, Davis, USA

R. Band, C. Brainerd, R. Breedon, M. Calderon De La Barca Sanchez, M. Chertok, J. Conway, R. Conway, P. T. Cox, R. Erbacher, C. Flores, G. Funk, F. Jensen, W. Ko, O. Kukral, R. Lander, M. Mulhearn, D. Pellett, J. Pilot, M. Shi, D. Stolp, D. Taylor, K. Tos, M. Tripathi, Z. Wang, F. Zhang

University of California, Los Angeles, USA

M. Bachtis, C. Bravo, R. Cousins, A. Dasgupta, A. Florent, J. Hauser, M. Ignatenko, N. Mccoll, S. Regnard, D. Saltzberg, C. Schnaible, V. Valuev

University of California, Riverside, Riverside, USA

K. Burt, R. Clare, J. W. Gary, S. M. A. Ghiasi Shirazi, G. Hanson, G. Karapostoli, E. Kennedy, O. R. Long, M. Olmedo Negrete, M. I. Paneva, W. Si, L. Wang, H. Wei, S. Wimpenny, B. R. Yates, Y. Zhang

University of California, San Diego, La Jolla, USA

J. G. Branson, P. Chang, S. Cittolin, M. Derdzinski, R. Gerosa, D. Gilbert, B. Hashemi, D. Klein, V. Krutelyov, J. Letts, M. Masciovecchio, S. May, S. Padhi, M. Pieri, V. Sharma, M. Tadel, F. Würthwein, A. Yagil, G. Zevi Della Porta

Department of Physics, University of California, Santa Barbara, Santa Barbara, USA

N. Amin, R. Bhandari, C. Campagnari, M. Citron, V. Dutta, M. Franco Sevilla, L. Gouskos, J. Incandela, B. Marsh, H. Mei, A. Ovcharova, H. Qu, J. Richman, U. Sarica, D. Stuart, S. Wang, J. Yoo

California Institute of Technology, Pasadena, USA

D. Anderson, A. Bornheim, J. M. Lawhorn, N. Lu, H. B. Newman, T. Q. Nguyen, J. Pata, M. Spiropulu, J. R. Vlimant, S. Xie, Z. Zhang, R. Y. Zhu

Carnegie Mellon University, Pittsburgh, USA

M. B. Andrews, T. Ferguson, T. Mudholkar, M. Paulini, M. Sun, I. Vorobiev, M. Weinberg

University of Colorado Boulder, Boulder, USA

J. P. Cumalat, W. T. Ford, A. Johnson, E. MacDonald, T. Mulholland, R. Patel, A. Perloff, K. Stenson, K. A. Ulmer, S. R. Wagner

Cornell University, Ithaca, USA

J. Alexander, J. Chaves, Y. Cheng, J. Chu, A. Datta, A. Frankenthal, K. McDermott, N. Mirman, J. R. Patterson, D. Quach, A. Rinkevicius, A. Ryd, S. M. Tan, Z. Tao, J. Thom, P. Wittich, M. Zientek

Fermi National Accelerator Laboratory, Batavia, USA

S. Abdullin, M. Albrow, M. Alyari, G. Apollinari, A. Apresyan, A. Apyan, S. Banerjee, L. A. T. Bauerdick, A. Beretvas, J. Berryhill, P. C. Bhat, K. Burkett, J. N. Butler, A. Canepa, G. B. Cerati, H. W. K. Cheung, F. Chlebana, M. Cremonesi, J. Duarte, V. D. Elvira, J. Freeman, Z. Gecse, E. Gottschalk, L. Gray, D. Green, S. Grünendahl, O. Gutsche, Allison-Reinsvold Hall, J. Hanlon, R. M. Harris, S. Hasegawa, R. Heller, J. Hirschauer, Z. Hu, B. Jayatilaka, S. Jindariani, M. Johnson, U. Joshi, B. Klima, M. J. Kortelainen, B. Kreis, S. Lammel, J. Lewis, D. Lincoln, R. Lipton, M. Liu, T. Liu, J. Lykken, K. Maeshima, J. M. Marraffino, D. Mason, P. McBride, P. Merkel, S. Mrenna, S. Nahn, V. O'Dell, V. Papadimitriou, K. Pedro, C. Pena, G. Rakness, F. Ravera, L. Ristori, B. Schneider, E. Sexton-Kennedy, N. Smith, A. Soha, W. J. Spalding, L. Spiegel, S. Stoynev, J. Strait, N. Strobbe, L. Taylor, S. Tkaczyk, N. V. Tran, L. Uplegger, E. W. Vaandering, C. Vernieri, M. Verzocchi, R. Vidal, M. Wang, H. A. Weber

University of Florida, Gainesville, USA

D. Acosta, P. Avery, P. Bortignon, D. Bourilkov, A. Brinkerhoff, L. Cadamuro, A. Carnes, V. Cherepanov, D. Curry, F. Errico, R. D. Field, S. V. Gleyzer, B. M. Joshi, M. Kim, J. Konigsberg, A. Korytov, K. H. Lo, P. Ma, K. Matchev, N. Menendez, G. Mitselmakher, D. Rosenzweig, K. Shi, J. Wang, S. Wang, X. Zuo

Florida International University, Miami, USA

Y. R. Joshi, S. Linn

Florida State University, Tallahassee, USA

T. Adams, A. Askew, S. Hagopian, V. Hagopian, K. F. Johnson, R. Khurana, T. Kolberg, G. Martinez, T. Perry, H. Prosper, C. Schiber, R. Yohay

Florida Institute of Technology, Melbourne, USA

M. M. Baarmand, V. Bhopatkar, M. Hohlmann, D. Noonan, M. Rahmani, M. Saunders, F. Yumiceva

University of Illinois at Chicago (UIC), Chicago, USA

M. R. Adams, L. Apanasevich, D. Berry, R. R. Betts, R. Cavanaugh, X. Chen, S. Dittmer, O. Evdokimov, C. E. Gerber, D. A. Hangal, D. J. Hofman, K. Jung, C. Mills, T. Roy, M. B. Tonjes, N. Varelas, H. Wang, X. Wang, Z. Wu, J. Zhang

The University of Iowa, Iowa City, USA

M. Alhusseini, B. Bilki⁵⁰, W. Clarida, K. Dilsiz⁶⁸, S. Durgut, R. P. Gandrajula, M. Haytmyradov, V. Khristenko, O. K. Köseyan, J.-P. Merlo, A. Mestvirishvili, A. Moeller, J. Nachtman, H. Ogul⁶⁹, Y. Onel, F. Ozok⁷⁰, A. Penzo, C. Snyder, E. Tiras, J. Wetzel

Johns Hopkins University, Baltimore, USA

B. Blumenfeld, A. Cocoros, N. Eminizer, D. Fehling, L. Feng, A. V. Gritsan, W. T. Hung, P. Maksimovic, J. Roskes, M. Swartz, M. Xiao

The University of Kansas, Lawrence, USA

C. Baldenegro Barrera, P. Baringer, A. Bean, S. Boren, J. Bowen, A. Bylinkin, T. Isidori, S. Khalil, J. King, A. Kropivnitskaya, D. Majumder, W. Mcbrayer, N. Minafra, M. Murray, C. Rogan, C. Royon, S. Sanders, E. Schmitz, J. D. Tapia Takaki, Q. Wang, J. Williams

Kansas State University, Manhattan, USA

S. Duric, A. Ivanov, K. Kaadze, D. Kim, Y. Maravin, D. R. Mendis, T. Mitchell, A. Modak, A. Mohammadi

Lawrence Livermore National Laboratory, Livermore, USA

F. Rebassoo, D. Wright

University of Maryland, College Park, USA

A. Baden, O. Baron, A. Belloni, S. C. Eno, Y. Feng, C. Ferraioli, N. J. Hadley, S. Jabeen, G. Y. Jeng, R. G. Kellogg, J. Kunkle, A. C. Mignerey, S. Nabili, F. Ricci-Tam, M. Seidel, Y. H. Shin, A. Skuja, S. C. Tonwar, K. Wong

Massachusetts Institute of Technology, Cambridge, USA

D. Abercrombie, B. Allen, A. Baty, R. Bi, S. Brandt, W. Busza, I. A. Cali, M. D'Alfonso, G. Gomez Ceballos, M. Goncharov, P. Harris, D. Hsu, M. Hu, M. Klute, D. Kovalskyi, Y.-J. Lee, P. D. Luckey, B. Maier, A. C. Marini, C. McGinn, C. Mironov, S. Narayanan, X. Niu, C. Paus, D. Rankin, C. Roland, G. Roland, Z. Shi, G. S. F. Stephans, K. Sumorok, K. Tatar, D. Velicanu, J. Wang, T. W. Wang, B. Wyslouch

University of Minnesota, Minneapolis, USA

A. C. Benvenuti[†], R. M. Chatterjee, A. Evans, P. Hansen, J. Hiltbrand, S. Kalafut, Y. Kubota, Z. Lesko, J. Mans, R. Rusack, M. A. Wadud

University of Mississippi, Oxford, USA

J. G. Acosta, S. Oliveros

University of Nebraska-Lincoln, Lincoln, USA

E. Avdeeva, K. Bloom, D. R. Claes, C. Fangmeier, L. Finco, F. Golf, R. Gonzalez Suarez, R. Kamalieddin, I. Kravchenko, J. E. Siado, G. R. Snow, B. Stieger

State University of New York at Buffalo, Buffalo, USA

A. Godshalk, C. Harrington, I. Iashvili, A. Kharchilava, C. Mclean, D. Nguyen, A. Parker, S. Rappoccio, B. Roozbahani

Northeastern University, Boston, USA

G. Alverson, E. Barberis, C. Freer, Y. Haddad, A. Hortiangtham, G. Madigan, D. M. Morse, T. Orimoto, L. Skinnari, A. Tishelman-Charny, T. Wamorkar, B. Wang, A. Wisecarver, D. Wood

Northwestern University, Evanston, USA

S. Bhattacharya, J. Bueghly, T. Gunter, K. A. Hahn, N. Odell, M. H. Schmitt, K. Sung, M. Trovato, M. Velasco

University of Notre Dame, Notre Dame, USA

R. Bucci, N. Dev, M. Hildreth, K. Hurtado Anampa, C. Jessop, D. J. Karmgard, K. Lannon, W. Li, N. Loukas, N. Marinelli, I. Mcalister, F. Meng, C. Mueller, Y. Musienko³⁵, M. Planer, R. Ruchti, P. Siddireddy, G. Smith, S. Taroni, M. Wayne, A. Wightman, M. Wolf, A. Woodard

The Ohio State University, Columbus, USA

J. Alimena, B. Bylsma, L. S. Durkin, S. Flowers, B. Francis, C. Hill, W. Ji, A. Lefeld, T. Y. Ling, B. L. Winer

Princeton University, Princeton, USA

S. Cooperstein, G. Dezoort, P. Elmer, J. Hardenbrook, N. Haubrich, S. Higginbotham, A. Kalogeropoulos, S. Kwan, D. Lange, M. T. Lucchini, J. Luo, D. Marlow, K. Mei, I. Ojalvo, J. Olsen, C. Palmer, P. Piroué, J. Salfeld-Nebgen, D. Stickland, C. Tully, Z. Wang

University of Puerto Rico, Mayaguez, USA

S. Malik, S. Norberg

Purdue University, West Lafayette, USA

A. Barker, V. E. Barnes, S. Das, L. Gutay, M. Jones, A. W. Jung, A. Khatiwada, B. Mahakud, D. H. Miller, G. Negro, N. Neumeister, C. C. Peng, S. Piperov, H. Qiu, J. F. Schulte, J. Sun, F. Wang, R. Xiao, W. Xie

Purdue University Northwest, Hammond, USA

T. Cheng, J. Dolen, N. Parashar

Rice University, Houston, USA

K. M. Ecklund, S. Freed, F. J. M. Geurts, M. Kilpatrick, Arun Kumar, W. Li, B. P. Padley, R. Redjimi, J. Roberts, J. Rorie, W. Shi, A. G. Stahl Leiton, Z. Tu, A. Zhang

University of Rochester, Rochester, USA

A. Bodek, P. de Barbaro, R. Demina, Y. t. Duh, J. L. Dulemba, C. Fallon, T. Ferbel, M. Galanti, A. Garcia-Bellido, J. Han, O. Hindrichs, A. Khukhunaishvili, E. Ranken, P. Tan, R. Taus

Rutgers, The State University of New Jersey, Piscataway, USA

B. Chiarito, J. P. Chou, Y. Gershtein, E. Halkiadakis, A. Hart, M. Heindl, E. Hughes, S. Kaplan, S. Kyriacou, I. Laflotte, A. Lath, R. Montalvo, K. Nash, M. Osherson, H. Saka, S. Salur, S. Schnetzer, D. Sheffield, S. Somalwar, R. Stone, S. Thomas, P. Thomassen

University of Tennessee, Knoxville, USA

H. Acharya, A. G. Delannoy, J. Heideman, G. Riley, S. Spanier

Texas A & M University, College Station, USA

O. Bouhali⁷¹, A. Celik, M. Dalchenko, M. De Mattia, A. Delgado, S. Dildick, R. Eusebi, J. Gilmore, T. Huang, T. Kamon⁷², S. Luo, D. Marley, R. Mueller, D. Overton, L. Perniè, D. Rathjens, A. Safonov

Texas Tech University, Lubbock, USA

N. Akchurin, J. Damgov, F. De Guio, S. Kunori, K. Lamichhane, S. W. Lee, T. Mengke, S. Muthumuni, T. Peltola, S. Undleeb, I. Volobouev, Z. Wang, A. Whitbeck

Vanderbilt University, Nashville, USA

S. Greene, A. Gurrola, R. Janjam, W. Johns, C. Maguire, A. Melo, H. Ni, K. Padeken, F. Romeo, P. Sheldon, S. Tuo, J. Velkovska, M. Verweij

University of Virginia, Charlottesville, USA

M. W. Arenton, P. Barria, B. Cox, G. Cummings, R. Hirosky, M. Joyce, A. Ledovskoy, C. Neu, B. Tannenwald, Y. Wang, E. Wolfe, F. Xia

Wayne State University, Detroit, USA

R. Harr, P. E. Karchin, N. Poudyal, J. Sturdy, P. Thapa, S. Zaleski

University of Wisconsin - Madison, Madison, WI, USA

J. Buchanan, C. Caillol, D. Carlsmith, S. Dasu, I. De Bruyn, L. Dodd, B. Gomber⁷³, M. Grothe, M. Herndon, A. Hervé, U. Hussain, P. Klabbers, A. Lanaro, K. Long, R. Loveless, T. Ruggles, A. Savin, V. Sharma, W. H. Smith, N. Woods

† Deceased

- 1: Also at Vienna University of Technology, Vienna, Austria
- 2: Also at IRFU, CEA, Université Paris-Saclay, Gif-sur-Yvette, France
- 3: Also at Universidade Estadual de Campinas, Campinas, Brazil
- 4: Also at Federal University of Rio Grande do Sul, Porto Alegre, Brazil
- 5: Also at Universidade Federal de Pelotas, Pelotas, Brazil
- 6: Also at Université Libre de Bruxelles, Bruxelles, Belgium
- 7: Also at University of Chinese Academy of Sciences, Beijing, China
- 8: Also at Institute for Theoretical and Experimental Physics named by A.I. Alikhanov of NRC ‘Kurchatov Institute’, Moscow, Russia
- 9: Also at Joint Institute for Nuclear Research, Dubna, Russia
- 10: Also at Fayoum University, El-Fayoum, Egypt
- 11: Now at British University in Egypt, Cairo, Egypt
- 12: Also at Purdue University, West Lafayette, USA
- 13: Also at Université de Haute Alsace, Mulhouse, France
- 14: Also at CERN, European Organization for Nuclear Research, Geneva, Switzerland
- 15: Also at RWTH Aachen University, III. Physikalisches Institut A, Aachen, Germany
- 16: Also at University of Hamburg, Hamburg, Germany
- 17: Also at Brandenburg University of Technology, Cottbus, Germany
- 18: Also at Institute of Physics, University of Debrecen, Debrecen, Hungary, Debrecen, Hungary
- 19: Also at Institute of Nuclear Research ATOMKI, Debrecen, Hungary
- 20: Also at MTA-ELTE Lendület CMS Particle and Nuclear Physics Group, Eötvös Loránd University, Budapest, Hungary, Budapest, Hungary
- 21: Also at IIT Bhubaneswar, Bhubaneswar, India
- 22: Also at Institute of Physics, Bhubaneswar, India

- 23: Also at Shoolini University, Solan, India
- 24: Also at University of Visva-Bharati, Santiniketan, India
- 25: Also at Isfahan University of Technology, Isfahan, Iran
- 26: Also at Plasma Physics Research Center, Science and Research Branch, Islamic Azad University, Tehran, Iran
- 27: Also at Italian National Agency for New Technologies, Energy and Sustainable Economic Development, Bologna, Italy
- 28: Also at Centro Siciliano di Fisica Nucleare e di Struttura Della Materia, Catania, Italy
- 29: Also at Università degli Studi di Siena, Siena, Italy
- 30: Also at Scuola Normale e Sezione dell'INFN, Pisa, Italy
- 31: Also at Riga Technical University, Riga, Latvia, Riga, Latvia
- 32: Also at Malaysian Nuclear Agency, MOSTI, Kajang, Malaysia
- 33: Also at Consejo Nacional de Ciencia y Tecnología, Mexico City, Mexico
- 34: Also at Warsaw University of Technology, Institute of Electronic Systems, Warsaw, Poland
- 35: Also at Institute for Nuclear Research, Moscow, Russia
- 36: Now at National Research Nuclear University 'Moscow Engineering Physics Institute' (MEPhI), Moscow, Russia
- 37: Also at Institute of Nuclear Physics of the Uzbekistan Academy of Sciences, Tashkent, Uzbekistan
- 38: Also at St. Petersburg State Polytechnical University, St. Petersburg, Russia
- 39: Also at University of Florida, Gainesville, USA
- 40: Also at P.N. Lebedev Physical Institute, Moscow, Russia
- 41: Also at Budker Institute of Nuclear Physics, Novosibirsk, Russia
- 42: Also at Faculty of Physics, University of Belgrade, Belgrade, Serbia
- 43: Also at University of Belgrade, Faculty of Physics and VincaVINCA Institute of Nuclear Sciences, Belgrade, Serbia
- 44: Also at INFN Sezione di Pavia^a, Università di Pavia^b, Pavia, Italy
- 45: Also at National and Kapodistrian University of Athens, Athens, Greece
- 46: Also at Universität Zürich, Zurich, Switzerland
- 47: Also at Stefan Meyer Institute for Subatomic Physics, Vienna, Austria
- 48: Also at Adiyaman University, Adiyaman, Turkey
- 49: Also at Şırnak University, Şırnak, Turkey
- 50: Also at Beykent University, Istanbul, Turkey
- 51: Also at Istanbul Aydin University, Istanbul, Turkey
- 52: Also at Mersin University, Mersin, Turkey
- 53: Also at Piri Reis University, Istanbul, Turkey
- 54: Also at Gaziosmanpasa University, Tokat, Turkey
- 55: Also at Ozyegin University, Istanbul, Turkey
- 56: Also at Izmir Institute of Technology, Izmir, Turkey
- 57: Also at Marmara University, Istanbul, Turkey
- 58: Also at Kafkas University, Kars, Turkey
- 59: Also at Istanbul University, Istanbul, Turkey
- 60: Also at Istanbul Bilgi University, Istanbul, Turkey
- 61: Also at Hacettepe University, Ankara, Turkey
- 62: Also at School of Physics and Astronomy, University of Southampton, Southampton, UK
- 63: Also at Rutherford Appleton Laboratory, Didcot, UK
- 64: Also at IPPP Durham University, Durham, UK
- 65: Also at Monash University, Faculty of Science, Clayton, Australia
- 66: Also at Bethel University, St. Paul, Minneapolis, USA
- 67: Also at Karamanoğlu Mehmetbey University, Karaman, Turkey
- 68: Also at Bingol University, Bingol, Turkey
- 69: Also at Sinop University, Sinop, Turkey
- 70: Also at Mimar Sinan University, Istanbul, Istanbul, Turkey
- 71: Also at Texas A&M University at Qatar, Doha, Qatar
- 72: Also at Kyungpook National University, Daegu, Korea
- 73: Also at University of Hyderabad, Hyderabad, India